



## **APRIL 2016 END OF MONTH FINANCIAL REPORTS**

Page 2 – EOM Membership and Revenue Charts and Graphs

Page 4 – EOM Financial Summary Reports

Page 5 - Statement of Operations Budget vs. Actual

Page 6 - 2016 v. 2014 Comparisons Statement of Operations

Page 7 - P&L Detail (w-Functional Allocation of Expenses) by Month

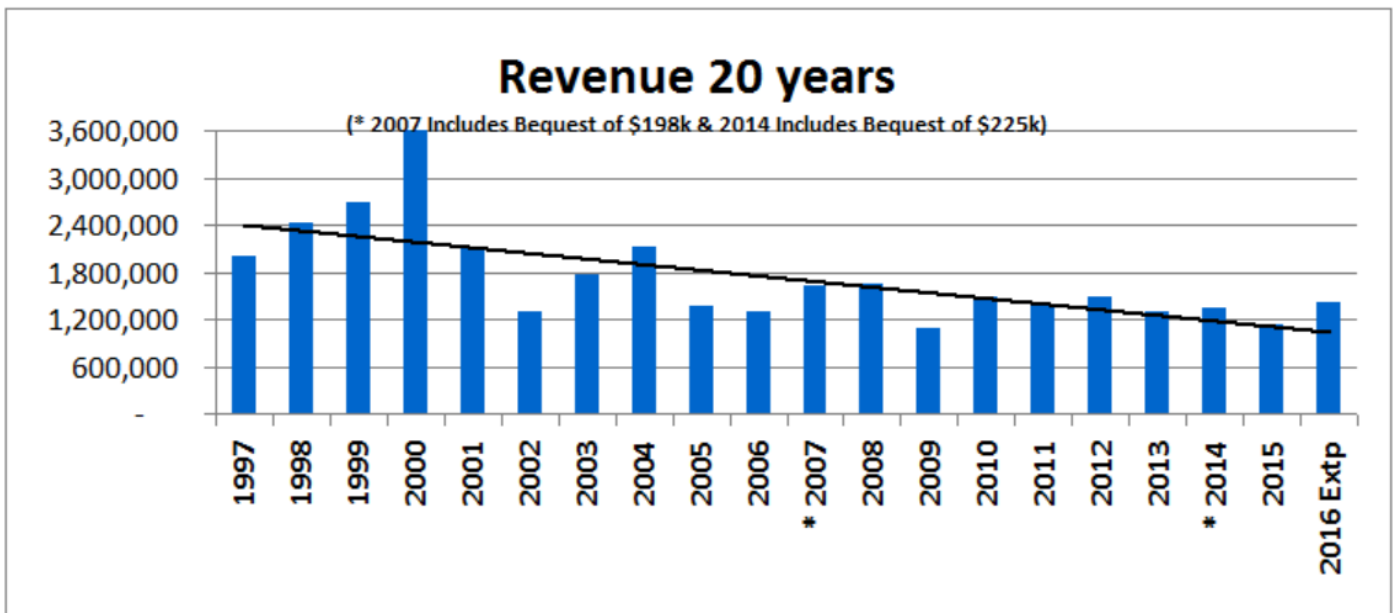
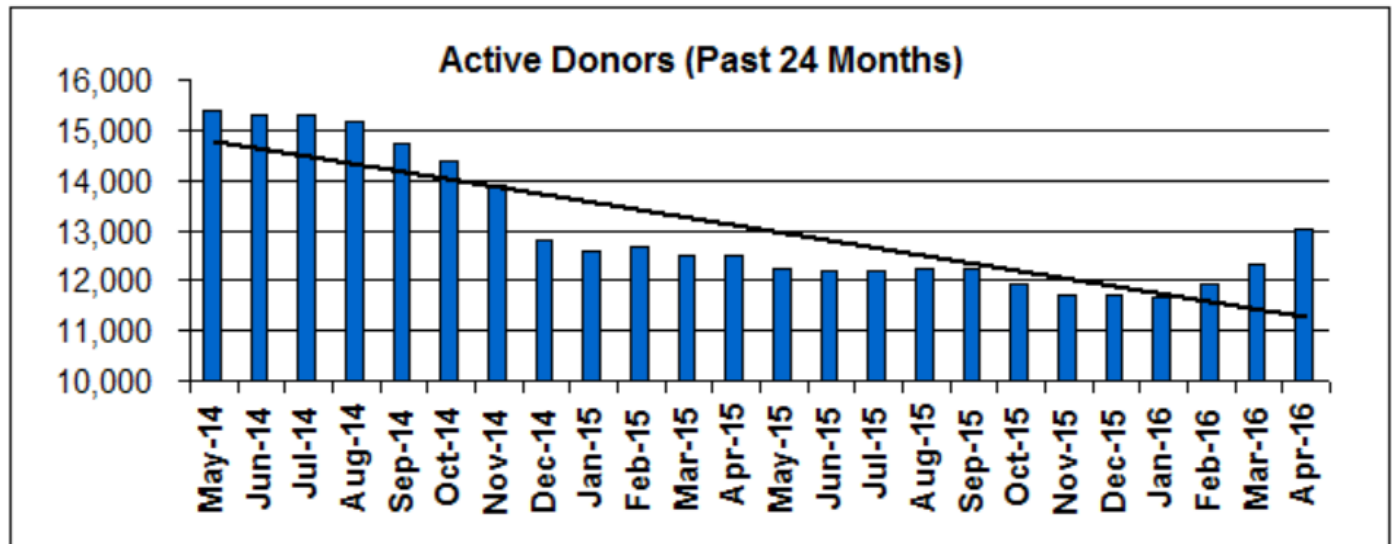
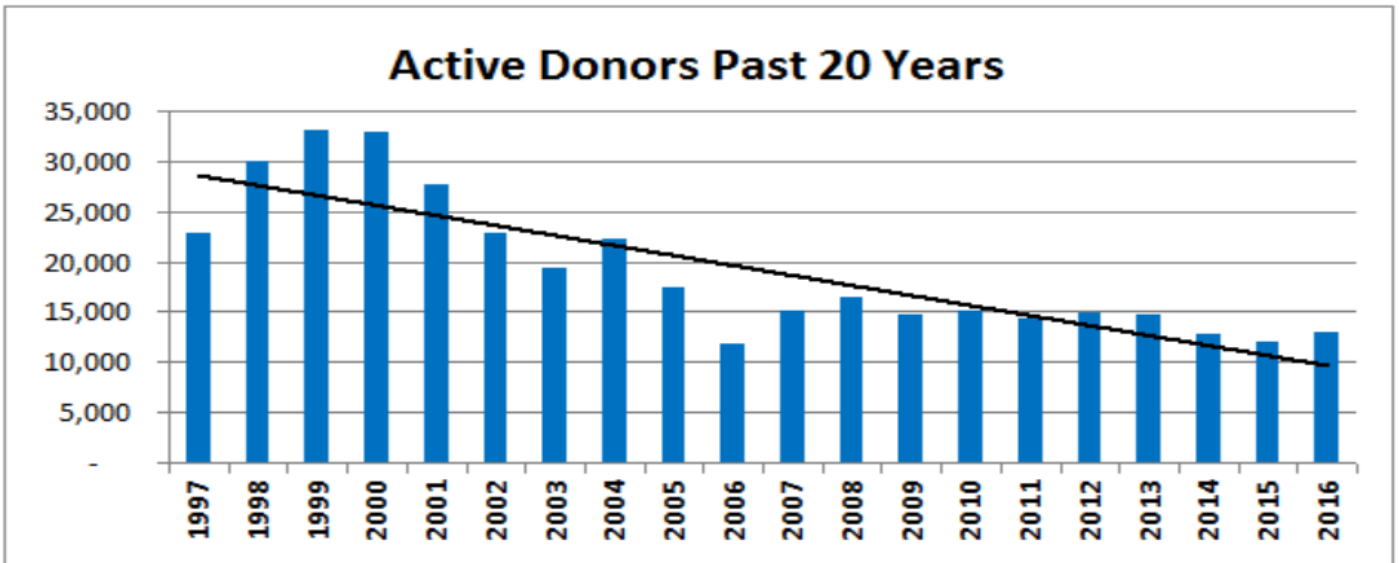
Page 10 – Balance Sheet Curr v. Prior Month Comparison

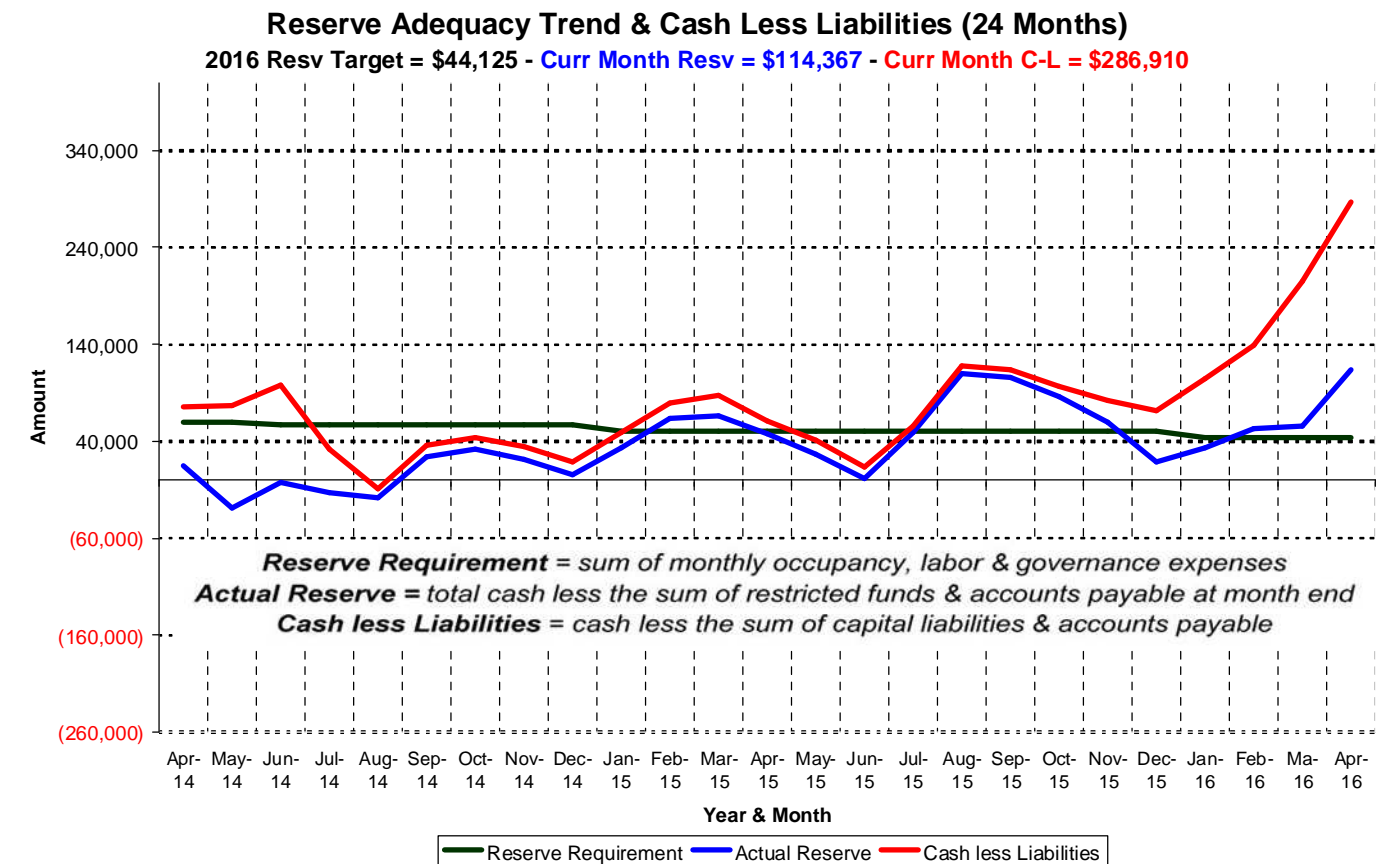
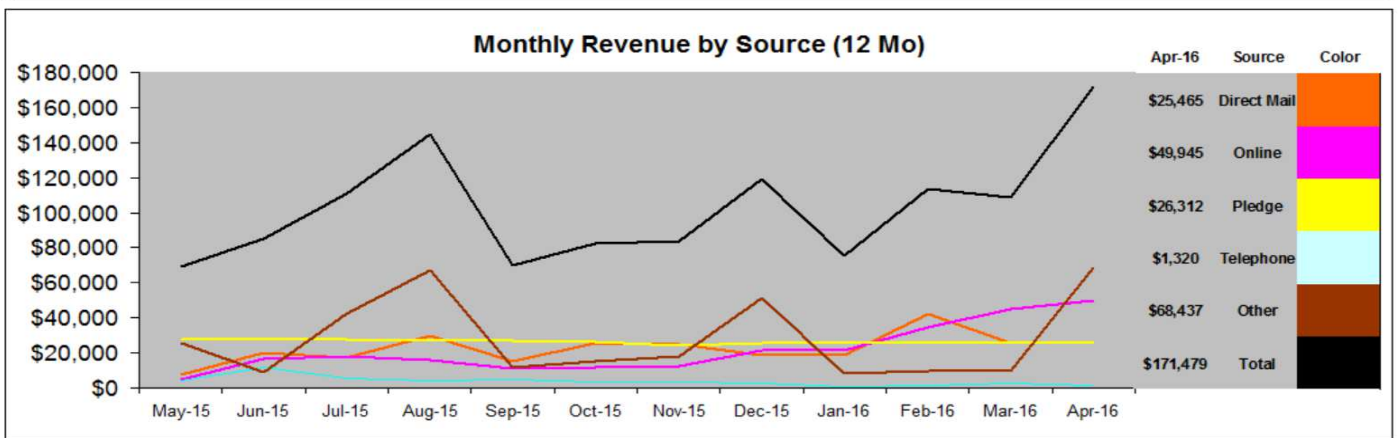
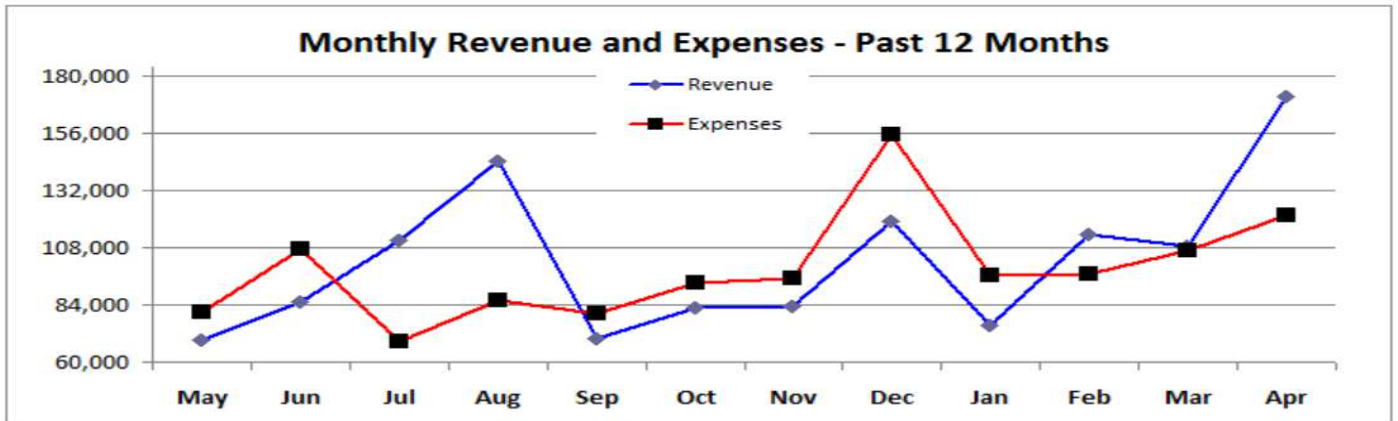
Page 12 - Cash Flow Report

Page 13 – Related Party Contributions and Disbursements

Page 13 – Chair’s Discretionary Disbursements

## End of Month Reports – Charts





## End of Month Reports – Financial Summary

### Statement of Operations Summary

Last Month & YTD

	Total Apr 16	2016 YTD	2016 Budget Year to Date	Actual vs. Budget YTD	Total Annual Budget 2016	2016 Budget Remaining
Support and Revenue	171,479	469,268	439,700	29,568	1,474,561	1,005,293
Cost of Support and Revenue	30,425	72,851	83,455	(10,604)	405,825	332,974
Net Support Available for Programs	141,053	396,417	356,245	40,171	1,068,736	672,319
Program Expense	91,266	349,627	361,183	(11,556)	1,083,550	733,923
<b>Net Operating Surplus (or Deficit)</b>	<b>49,787</b>	<b>46,789</b>	<b>(4,938)</b>	<b>51,727</b>	<b>(14,814)</b>	<b>(61,603)</b>

### P&L Acct Summary Last Month Plus YTD

	Apr 16	TOTAL
Ordinary Revenue/Expense		
Revenue		
4000 · General Fundraising	163,342	440,581
4100 · Project Revenue	0	3,200
4300 · Program Revenue	8,152	25,594
4600 · Refunds of Contributions	(15)	(290)
4700 · Other Receipts	0	184
Total Revenue	171,479	469,269
Gross Proceeds	171,479	469,269
Expense		
7000 · General Fundraising Expense	32,344	81,570
7100 · Project-Related Expenses	0	1,205
7200 · Events and Conventions Exp	1,631	3,741
7300 · Program-Related Expenses	46,702	164,197
8000 · Salary & Related Expense	17,535	75,893
8100 · Admin & Overhead Expense	17,025	69,373
8200 · Professional Services	4,596	19,063
8300 · Depreciation Expense	1,859	7,436
Total Expense	121,692	422,478
Net Ordinary Revenue	49,787	46,791
Net Revenue	49,787	46,791

### Balance Sheet Summary - Current vs Prior Month

	Apr 30, 16	Mar 31, 16	\$ Change	% Change
<b>ASSETS</b>				
Current Assets				
Total Checking/Savings	286,909.89	208,495.96	78,413.93	37.61%
Total Other Current Assets	21,213.37	16,873.90	4,339.47	25.72%
<b>Total Current Assets</b>	<b>308,123.26</b>	<b>225,369.86</b>	<b>82,753.40</b>	<b>36.72%</b>
<b>Total Fixed Assets</b>	<b>854,155.07</b>	<b>856,013.92</b>	<b>(1,858.85)</b>	<b>-0.22%</b>
<b>Total Non Current - Other</b>	<b>854,155.07</b>	<b>856,013.92</b>	<b>(1,858.85)</b>	<b>-0.22%</b>
<b>TOTAL ASSETS</b>	<b>854,155.07</b>	<b>856,013.92</b>	<b>(1,858.85)</b>	<b>-0.22%</b>
<b>LIABILITIES &amp; EQUITY</b>				
Liabilities				
Total Current Liabilities	224,769.99	192,678.95	32,091.04	16.66%
Total Long Term Liabilities	466,080.16	467,063.79	(983.63)	-0.21%
<b>Total Liabilities</b>	<b>690,850.15</b>	<b>659,742.74</b>	<b>31,107.41</b>	<b>4.72%</b>
<b>Total Equity</b>	<b>639,604.07</b>	<b>589,816.93</b>	<b>49,787.14</b>	<b>8.44%</b>
<b>TOTAL LIABILITIES &amp; EQUITY</b>	<b>1,330,454.22</b>	<b>1,249,559.67</b>	<b>80,894.55</b>	<b>6.47%</b>

Libertarian National Committee, Inc.

Standard Statement of Operations - Jan-Dec 2016  
Budget vs. Actual

	Un- restricted Apr-16	Temp. Restricted	Total Apr 16	Jan - Dec 16	Budget Year to Date	Actual vs. Budget YTD	Annual Budget 2016	2015 Budget Remaining
<b>Support and Revenue</b>								
20-Membership Dues	66,616		66,616	206,743	138,333	68,410	415,000	208,257
21-Donations	10,099		10,099	62,345	90,433	-28,089	271,300	208,955
22-Recurring Gifts	26,312		26,312	103,408	109,767	-6,359	329,300	225,892
23-Board/ED Solicitation Major Gifts	0		0	0	20,000	-20,000	60,000	60,000
24-Convention Revenue	0		0	0	0	0	155,461	155,461
25-Project Program Revenue	0	0	0	3,850	3,333	517	10,000	6,150
26-Brand Dev / Political Materials Rev	8,152		8,152	15,004	11,667	3,337	35,000	19,996
27-Ballot Access Donations	60,299		60,299	67,795	64,567	3,228	193,700	125,905
28-Membership Communication	0		0	9,940	1,600	8,340	4,800	-5,140
29-Other Revenue	0		0	184	0	184	0	-184
<b>Total Support and Revenue</b>	<b>171,479</b>	<b>0</b>	<b>171,479</b>	<b>469,268</b>	<b>439,700</b>	<b>29,568</b>	<b>1,474,561</b>	<b>1,005,293</b>
<b>Cost of Support and Revenue</b>								
32-Fundraising Costs	10,294		10,294	35,633	47,121	-11,488	141,364	105,731
33-Membership Fundraising Costs	17,279		17,279	31,388	30,733	654	92,200	60,812
35-Convention	0		0	0	0	0	155,461	155,461
36-Ballot Access Fundraising Exp	2,852		2,852	5,830	5,600	230	16,800	10,970
37-Building Fundraising Exp	0	0	0	0	0	0	0	0
<b>Total Cost of Support and Revenue</b>	<b>30,425</b>	<b>0</b>	<b>30,425</b>	<b>72,851</b>	<b>83,455</b>	<b>-10,604</b>	<b>405,825</b>	<b>332,974</b>
<b>Net Support Available for Programs</b>	<b>141,053</b>	<b>0</b>	<b>141,053</b>	<b>396,417</b>	<b>356,245</b>	<b>40,171</b>	<b>1,068,736</b>	<b>672,319</b>
<b>Program Expense</b>								
40-Administrative Costs	23,384	0	23,384	95,184	90,017	5,167	270,050	174,866
45-Compensation	34,226		34,226	139,653	129,600	10,053	388,800	249,147
50-Affiliate Support	3,544		3,544	14,146	15,000	-854	45,000	30,854
55-Brand Dev / Political Materials	16,016		16,016	28,288	11,667	16,621	35,000	6,712
58-Campus Outreach	0	0	0	0	333	-333	1,000	1,000
60-Candidate, Campaign & Initiatives	0		0	4,426	4,000	426	12,000	7,574
70-Ballot Access Petitioning Related Exp	4,654		4,654	44,136	90,833	-46,698	272,500	228,364
75-Litigation	0		0	441	2,000	-1,559	6,000	5,559
80-Media	10		10	40	1,000	-960	3,000	2,960
85-Member Communication	9,431		9,431	18,645	15,000	3,645	45,000	26,355
88-Outreach	0		0	4,669	1,733	2,936	5,200	531
90-Project Program Other	0	0	0	0	0	0	0	0
<b>Total Program Expense</b>	<b>91,266</b>	<b>0</b>	<b>91,266</b>	<b>349,627</b>	<b>361,183</b>	<b>-11,556</b>	<b>1,083,550</b>	<b>733,923</b>
<b>Total Net Operating Surplus (or Deficit)</b>	<b>49,787</b>	<b>0</b>	<b>49,787</b>	<b>46,789</b>	<b>-4,938</b>	<b>51,727</b>	<b>-14,814</b>	<b>-61,603</b>
<b>Unrestricted Net Operating Surplus (or Deficit)</b>			<b>49,787</b>	<b>43,314</b>			<b>-19,814</b>	

## Statement of Operations - 2016 v. 2014 Comparison

### Statement of Ops YTD 16 v 14

	Apr-16	Apr-14	Diff 16 v 14	Jan - Dec 16	Jan -Dec 14	Diff 16 v 14
<b>Support and Revenue</b>						
20-Membership Dues	66,616	29,800	36,816	206,743	149,881	56,862
21-Donations	10,099	21,846	-11,747	62,345	90,032	-27,687
22-Recurring Gifts	26,312	27,892	-1,580	103,408	111,496	-8,088
23-Board Solicitation Major Gifts	0	0	0	0	0	0
24-Convention Revenue	0	0	0	0	0	0
25-Project Program Revenue	0	14,660	-14,660	3,850	33,689	-29,839
26-Brand Dev / Pol Materials Rev	8,152	3,268	4,884	15,004	3,940	11,064
27-Ballot Access Donations	60,299	1,200	59,099	67,795	22,583	45,212
28-Publications Materials Other	0	1,072	-1,072	9,940	7,575	2,365
29-Other Revenue	0	0	0	184	1	183
<b>Total Support and Revenue</b>	<u>171,479</u>	<u>99,738</u>	<u>71,741</u>	<u>469,268</u>	<u>419,197</u>	<u>50,071</u>
<b>Cost of Support and Revenue</b>						
32-Fundraising Costs	10,294	25,327	-15,033	35,633	53,945	-18,312
33-Membership Fundraising Costs	17,279	15,754	1,525	31,388	40,648	-9,260
35-Convention	0	0	0	0	0	0
36-Ballot Access Fundraising Exp	2,852	0	2,852	5,830	2,984	2,846
37-Building Fundraising Exp	0	0	0	0	3,815	-3,815
<b>Total Cost of Support and Revenue</b>	<u>30,425</u>	<u>41,081</u>	<u>-10,656</u>	<u>72,851</u>	<u>101,392</u>	<u>-28,541</u>
<b>Net Support Available for Programs</b>	141,053	58,657	82,396	396,417	317,805	78,612
<b>Program Expense</b>						
40-Administrative Costs	23,384	38,000	-14,616	95,184	114,659	-19,475
45-Compensation	34,226	39,487	-5,261	139,653	156,530	-16,877
50-Affiliate Support	3,544	996	2,548	14,146	2,472	11,674
55-Brand Dev / Pol Materials	16,016	1,708	14,308	28,288	2,780	25,508
58-Campus Outreach	0	0	0	0	0	0
60-Candidate, Campaign & Initiatives	0	0	0	4,426	0	4,426
70-Ballot Access Petitioning Related Exp	4,654	28,125	-23,471	44,136	31,812	12,324
75-Litigation	0	73	-73	441	5,073	-4,632
80-Media	10	10	0	40	30	10
85-Member Communication	9,431	8,622	809	18,645	25,824	-7,179
88-Outreach	0	0	0	4,669	934	3,735
90-Project Program Other	0	0	0	0	0	0
<b>Total Program Expense</b>	<u>91,266</u>	<u>117,021</u>	<u>-25,755</u>	<u>349,627</u>	<u>340,114</u>	<u>9,513</u>
<b>Net Operating Surplus (or Deficit)</b>	<u>49,787</u>	<u>-58,364</u>	<u>108,151</u>	<u>46,789</u>	<u>-22,309</u>	<u>69,098</u>

**Libertarian National Committee, Inc.**

**P&L Acct Detail w-Funct Alloc of Exps Last Month Plus YTD**

January through April 2016

Ordinary Revenue/Expense	<u>Apr 16</u>	<u>TOTAL</u>
<b>Revenue</b>		
<b>4000 - General Fundraising</b>		
<b>4010 - Direct Mail Fundraising</b>		
4010-10 - DM - House Fundraising General	2,820.00	38,521.40
4010-11 - DM - House Fundraising Renewal	10.00	485.00
4010-12 - DM - House Fundraising NewDonor	25.00	75.00
4010-20 - DM - Donor Renewal	17,060.00	65,622.00
4010-30 - DM - New Donor Prospecting	5,550.00	7,250.00
<b>Total 4010 - Direct Mail Fundraising</b>	<u>25,465.00</u>	<u>111,953.40</u>
<b>4030 - Online Contributions - Web</b>		
4030-10 - Online Cont - General	7,294.04	24,013.20
4030-20 - Online Cont - Donor Renewal	20,501.36	64,214.66
4030-30 - Online Cont - New Donor Prosp	22,150.00	62,576.20
<b>Total 4030 - Online Contributions - Web</b>	<u>49,945.40</u>	<u>150,804.06</u>
<b>4040 - Tele Fundraising - Phone Bank</b>		
4040-10 - Tele Fund - General	0.00	100.00
4040-20 - Tele Fund - Donor Renewal	1,320.00	6,520.00
<b>Total 4040 - Tele Fundraising - Phone Bank</b>	<u>1,320.00</u>	<u>6,620.00</u>
4080 - Recurring Contrib - Pledge	26,312.17	103,407.85
4090 - Ballot Access	60,299.01	67,795.01
<b>Total 4000 - General Fundraising</b>	<u>163,341.58</u>	<u>440,580.32</u>
<b>4100 - Project Revenue</b>		
4108 - Building Fund	0.00	3,200.00
<b>Total 4100 - Project Revenue</b>	<u>0.00</u>	<u>3,200.00</u>
<b>4300 - Program Revenue</b>		
4340 - LP News	0.00	9,940.00
<b>4360 - Campaign Support &amp; Initiatives</b>		
4360-40 - Campaign/Candidate Suprt/Training	0.00	650.00
<b>Total 4360 - Campaign Support &amp; Initiatives</b>	<u>0.00</u>	<u>650.00</u>
4375 - Brand / Political Materials	8,152.13	15,003.59
<b>Total 4300 - Program Revenue</b>	<u>8,152.13</u>	<u>25,593.59</u>
4600 - Refunds of Contributions	(15.00)	(290.00)
<b>4700 - Other Receipts</b>		
4710 - Interest & Dividends	0.00	183.82
<b>Total 4700 - Other Receipts</b>	<u>0.00</u>	<u>183.82</u>
<b>Total Revenue</b>	<u>171,478.71</u>	<u>469,267.73</u>
<b>Gross Proceeds</b>	171,478.71	469,267.73

Expense

<b>7000 · General Fundraising Expense</b>		
<b>7010 · Direct Mail Fundraising Exp</b>		
7010-10 · DM - House General Expense	4,397.19	15,071.72
7010-20 · DM - Donor Renewal Expense	2,112.97	10,637.28
7010-30 · DM - New Donor Prospecting Exp	11,999.15	13,565.32
<b>Total 7010 · Direct Mail Fundraising Exp</b>	<u>18,509.31</u>	<u>39,274.32</u>
<b>7030 · Online Contributions Exp - Web</b>		
7030-30 · Online Cont Exp - New Donor	1,476.53	1,611.06
<b>Total 7030 · Online Contributions Exp - Web</b>	<u>1,476.53</u>	<u>1,611.06</u>
<b>7040 · Tele Fundraising Expense</b>		
7040-20 · Tele Fund Exp - Donor Renewal	1,690.75	5,573.92
<b>Total 7040 · Tele Fundraising Expense</b>	<u>1,690.75</u>	<u>5,573.92</u>
7080 · Recurring Contrib - Pledge	679.03	6,695.60
7090 · Ballot Access Fundraising Exp	2,852.19	5,829.96
7095 · Credit Card Prc Fees	5,217.61	13,866.07
7099 · Gen Fundraising Staff Salary	1,918.50	8,718.27
<b>Total 7000 · General Fundraising Expense</b>	<u>32,343.92</u>	<u>81,569.20</u>
<b>7100 · Project-Related Expenses</b>		
<b>7106 · Campus Outreach Project</b>		
7106-20 · Campus Outreach Staff Salary	0.00	1,204.88
<b>Total 7106 · Campus Outreach Project</b>	<u>0.00</u>	<u>1,204.88</u>
<b>Total 7100 · Project-Related Expenses</b>	0.00	1,204.88
<b>7200 · Events and Conventions Exp</b>		
7200-40 · Events & Conv Staff Salary	1,630.72	3,740.93
<b>Total 7200 · Events and Conventions Exp</b>	<u>1,630.72</u>	<u>3,740.93</u>
<b>7300 · Program-Related Expenses</b>		
<b>7310 · Affiliate Support</b>		
7310-10 · Affiliate Development & Support	3,544.42	14,146.08
7310-20 · Affiliate Support Staff Salary	1,055.17	2,472.25
<b>Total 7310 · Affiliate Support</b>	<u>4,599.59</u>	<u>16,618.33</u>
<b>7320 · Outreach - PR &amp; Marketing</b>		
7320-10 · Outreach PR & Marketing General	0.00	4,669.11
7320-20 · Outreach PR Mrktng Staff Salary	335.74	1,511.36
<b>Total 7320 · Outreach - PR &amp; Marketing</b>	<u>335.74</u>	<u>6,180.47</u>
<b>7330 · Media Relations</b>		
7330-10 · Media Relations General	9.95	39.80
7330-20 · Media Relations Staff Salary	191.85	728.00
<b>Total 7330 · Media Relations</b>	<u>201.80</u>	<u>767.80</u>
<b>7340 · Membership Communications</b>		
7340-10 · LP News	9,431.42	18,644.65
7340-20 · Mem Comm & Support Staff Salary	7,578.08	30,141.14
<b>Total 7340 · Membership Communications</b>	<u>17,009.50</u>	<u>48,785.79</u>
<b>7360 · Campaign Support &amp; Initiatives</b>		
7360-40 · Campaign/Candidate Suprt/Training	0.00	4,425.69
7360-60 · Camp/Cand Support -Staff Salary	1,678.68	7,386.20
<b>Total 7360 · Campaign Support &amp; Initiatives</b>	<u>1,678.68</u>	<u>11,811.89</u>
<b>7375 · Brand Development</b>		
7375-10 · Brand / Political Materials	16,016.21	28,287.80
7375-20 · Brand Development Staff Salary	815.36	2,836.33
<b>Total 7375 · Brand Development</b>	<u>16,831.57</u>	<u>31,124.13</u>
<b>7380 · Ballot Access - Other</b>		
7380-10 · Ballot Access Petitioning Exp.	4,654.38	39,813.10
7380-20 · Ballot Access Travel/Other Exp	0.00	4,322.67
7380-50 · B/A & Petitioning Staff Salary	1,390.91	4,773.31
<b>Total 7380 · Ballot Access - Other</b>	<u>6,045.29</u>	<u>48,909.08</u>
<b>Total 7300 · Program-Related Expenses</b>	<u>46,702.17</u>	<u>164,197.49</u>



<b>8000 · Salary &amp; Related Expense</b>		
8005 · Salary Bonus Sick & Vac (Admn)	7,090.10	34,889.45
8010 · Hourly Wages (Admin Portion)	200.18	645.85
8015 · Contract & Paid Internships	5,316.63	20,380.42
8020 · Employer Cont to P/R Tax	1,692.95	6,602.09
8030 · Employer Cont to 401 K & Adm	613.00	2,409.39
8040 · Fed & State Unemployment	7.24	348.42
8060 · Health Insurance	2,473.64	9,894.56
8080 · Payroll Service Fees	141.52	724.02
<b>Total 8000 · Salary &amp; Related Expense</b>	<b>17,535.26</b>	<b>75,894.20</b>
<b>8100 · Admin &amp; Overhead Expense</b>		
8110 · Ofc Supplies & Non Cap Equipt	73.12	2,433.09
8120 · Telephone & Data Services	47.90	4,784.51
8125 · Equipment Leases & Maint.	189.75	3,050.04
8130 · Postage & Shipping	1,445.87	3,991.44
8140 · Travel, Meeting, & Meals Exp	0.00	1,199.80
8160 · Insurance	2,648.00	2,648.00
8170 · Occupancy Expenses		
8170-10 · Mortgage Interest Expense	1,916.58	7,568.36
8170-20 · Utilities Expense	377.05	1,711.10
8170-30 · Property Taxes, Fees & Permits	736.83	3,002.32
8170-40 · Maintenance, Cleaning & Repairs	762.93	2,909.04
8170-50 · Property Insurance	1,858.00	1,858.00
8170-60 · Assc Fees, Rent & Storage	490.99	2,600.66
<b>Total 8170 · Occupancy Expenses</b>	<b>6,142.38</b>	<b>19,649.48</b>
8180 · Printing & Copying	886.60	4,168.42
8190 · Software, Hardware & Other IT	5,301.94	25,711.69
8195 · Other Expenses & Bank Fees	289.17	1,736.69
<b>Total 8100 · Admin &amp; Overhead Expense</b>	<b>17,024.73</b>	<b>69,373.16</b>
<b>8200 · Professional Services</b>		
8210 · Legal		
8210-10 · Legal - General	3,000.00	12,375.00
8210-20 · Legal - Proactive	0.00	441.47
8210-30 · Litigation-Lobbing Staff Salary	95.92	246.54
<b>Total 8210 · Legal</b>	<b>3,095.92</b>	<b>13,063.01</b>
8230 · FEC Filing & Consulting	1,500.00	6,000.00
<b>Total 8200 · Professional Services</b>	<b>4,595.92</b>	<b>19,063.01</b>
<b>8300 · Depreciation Expense</b>	<b>1,858.85</b>	<b>7,435.40</b>
<b>Total Expense</b>	<b>121,691.57</b>	<b>422,478.27</b>
<b>Net Ordinary Revenue</b>	<b>49,787.14</b>	<b>46,789.46</b>
<b>/ Net Revenue</b>	<b>49,787.14</b>	<b>46,789.46</b>

**Libertarian National Committee, Inc.**  
**Balance Sheet Current vs Prior Month**  
As of April 30, 2016

	<u>Apr 30, 16</u>	<u>Mar 31, 16</u>	<u>\$ Change</u>	<u>% Change</u>
<b>ASSETS</b>				
<b>Current Assets</b>				
<b>Checking/Savings</b>				
11 - Cash				
111U - PNC Check Acct 1 (Unrestricted)	88,225.17	49,217.87	39,007.30	79.25%
112U - BBT Check Acct1 (Unrestricted)	26,141.57	18,094.95	8,046.62	44.47%
113R - PNC Check Acct 2 (Restricted)	171,951.67	140,591.66	31,360.01	22.31%
114R - BBT Chck Acct 2 (Restricted BF)	591.48	591.48	0.00	0.0%
<b>Total 11 - Cash</b>	<u>286,909.89</u>	<u>208,495.96</u>	<u>78,413.93</u>	<u>37.61%</u>
<b>Total Checking/Savings</b>	286,909.89	208,495.96	78,413.93	37.61%
<b>Other Current Assets</b>				
16 - Prepaid Expenses				
161 - Bulk Mail Account				
161-10 - Prepaid Bulk Mail VA	1,143.31	1,073.28	70.03	6.53%
161-20 - Prepaid Bulk Mail DC	565.07	565.07	0.00	0.0%
<b>Total 161 - Bulk Mail Account</b>	<u>1,708.38</u>	<u>1,638.35</u>	<u>70.03</u>	<u>4.27%</u>
165 - Prepaid Licenses	7,689.87	8,788.43	(1,098.56)	(12.5%)
167 - Prepaid Convention				
167-10 - Prepaid Convention General Exp	7,052.32	4,095.30	2,957.02	72.21%
167-20 - Prepaid Convention Travel/Other	2,606.97	0.00	2,606.97	100.0%
<b>Total 167 - Prepaid Convention</b>	<u>9,659.29</u>	<u>4,095.30</u>	<u>5,563.99</u>	<u>135.86%</u>
168 - Prepaid Rent	2,155.83	2,351.82	(195.99)	(8.33%)
<b>Total 16 - Prepaid Expenses</b>	<u>21,213.37</u>	<u>16,873.90</u>	<u>4,339.47</u>	<u>25.72%</u>
<b>Total Other Current Assets</b>	<u>21,213.37</u>	<u>16,873.90</u>	<u>4,339.47</u>	<u>25.72%</u>
<b>Total Current Assets</b>	<u>308,123.26</u>	<u>225,369.86</u>	<u>82,753.40</u>	<u>36.72%</u>
<b>Fixed Assets</b>				
17 - Fixed Assets				
172 - Furniture & Fixtures	25,878.73	25,878.73	0.00	0.0%
173 - Office Equipment	3,159.99	3,159.99	0.00	0.0%
174 - Computer Hardware	22,801.27	22,801.27	0.00	0.0%
175 - Computer Software	84,645.15	84,645.15	0.00	0.0%
176 - Capital Lease Assets	15,760.00	15,760.00	0.00	0.0%
177 - Office Building				
177-10 - Physical Structure	477,119.00	477,119.00	0.00	0.0%
177-20 - Land	347,881.00	347,881.00	0.00	0.0%
<b>Total 177 - Office Building</b>	<u>825,000.00</u>	<u>825,000.00</u>	<u>0.00</u>	<u>0.0%</u>
178 - Ofc Imprmnt Acq & Capt Expense	44,697.11	44,697.11	0.00	0.0%
179 - Accumulated Depreciation	(167,787.18)	(165,928.33)	(1,858.85)	(1.12%)
<b>Total 17 - Fixed Assets</b>	<u>854,155.07</u>	<u>856,013.92</u>	<u>(1,858.85)</u>	<u>(0.22%)</u>
<b>Total Fixed Assets</b>	854,155.07	856,013.92	(1,858.85)	(0.22%)
<b>Other Assets</b>				
18 - Non Current Collectables				
180 - Bequests Expected - Non Current	168,175.89	168,175.89	0.00	0.0%
<b>Total 18 - Non Current Collectables</b>	<u>168,175.89</u>	<u>168,175.89</u>	<u>0.00</u>	<u>0.0%</u>
<b>Total Other Assets</b>	<u>168,175.89</u>	<u>168,175.89</u>	<u>0.00</u>	<u>0.0%</u>
<b>TOTAL ASSETS</b>	<u><b>1,330,454.22</b></u>	<u><b>1,249,559.67</b></u>	<u><b>80,894.55</b></u>	<u><b>6.47%</b></u>

## Balance Sheet Current vs Prior Month

As of April 30, 2016

	Apr 30, 16	Mar 31, 16	\$ Change	% Change
<b>LIABILITIES &amp; EQUITY</b>				
<b>Liabilities</b>				
<b>Current Liabilities</b>				
<b>Accounts Payable</b>				
21 · Accounts Payable	0.00	3,253.94	(3,253.94)	(100.0%)
<b>Total Accounts Payable</b>	<b>0.00</b>	<b>3,253.94</b>	<b>(3,253.94)</b>	<b>(100.0%)</b>
<b>Other Current Liabilities</b>				
<b>24 · Accrued Expenses</b>				
241 · Accrued Payroll	12,188.88	11,664.63	524.25	4.49%
242 · Accrued Vacation	28,351.00	27,641.00	710.00	2.57%
245 · Accrued Real Estate Tax	3,684.15	2,947.32	736.83	25.0%
<b>Total 24 · Accrued Expenses</b>	<b>44,224.03</b>	<b>42,252.95</b>	<b>1,971.08</b>	<b>4.67%</b>
<b>25 · Accrued Payroll Taxes</b>				
252 · 401 (k) Liability	1,838.96	5,389.06	(3,550.10)	(65.88%)
<b>Total 25 · Accrued Payroll Taxes</b>	<b>1,838.96</b>	<b>5,389.06</b>	<b>(3,550.10)</b>	<b>(65.88%)</b>
<b>27 · Deferred Liabilities</b>				
272 · Deferred Convention Revenue	178,707.00	141,783.00	36,924.00	26.04%
<b>Total 27 · Deferred Liabilities</b>	<b>178,707.00</b>	<b>141,783.00</b>	<b>36,924.00</b>	<b>26.04%</b>
<b>Total Other Current Liabilities</b>	<b>224,769.99</b>	<b>189,425.01</b>	<b>35,344.98</b>	<b>18.66%</b>
<b>Total Current Liabilities</b>	<b>224,769.99</b>	<b>192,678.95</b>	<b>32,091.04</b>	<b>16.66%</b>
<b>Long Term Liabilities</b>				
<b>28 · Long Term Liabilities</b>				
281 · Capital Lease Liability Current	1,334.91	1,334.91	0.00	0.0%
282 · Capital Lease Non Current	13,822.57	13,822.57	0.00	0.0%
<b>Total 28 · Long Term Liabilities</b>	<b>15,157.48</b>	<b>15,157.48</b>	<b>0.00</b>	<b>0.0%</b>
<b>29 · Loans &amp; Mortgages (Principle)</b>				
	450,922.68	451,906.31	(983.63)	(0.22%)
<b>Total Long Term Liabilities</b>	<b>466,080.16</b>	<b>467,063.79</b>	<b>(983.63)</b>	<b>(0.21%)</b>
<b>Total Liabilities</b>	<b>690,850.15</b>	<b>659,742.74</b>	<b>31,107.41</b>	<b>4.72%</b>
<b>Equity</b>				
31 · General Operating	589,319.17	589,319.17	0.00	0.0%
<b>32 · Temp. Restricted Balances</b>				
3204 · Fund - Campus	2,555.41	2,555.41	0.00	0.0%
3210 · Fund - Building	591.48	591.48	0.00	0.0%
3211 · Fund - Radio Ad Project	348.55	348.55	0.00	0.0%
<b>Total 32 · Temp. Restricted Balances</b>	<b>3,495.44</b>	<b>3,495.44</b>	<b>0.00</b>	<b>0.0%</b>
<b>Net Income</b>	<b>46,789.46</b>	<b>(2,997.68)</b>	<b>49,787.14</b>	<b>1,660.86%</b>
<b>Total Equity</b>	<b>639,604.07</b>	<b>589,816.93</b>	<b>49,787.14</b>	<b>8.44%</b>
<b>TOTAL LIABILITIES &amp; EQUITY</b>	<b>1,330,454.22</b>	<b>1,249,559.67</b>	<b>80,894.55</b>	<b>6.47%</b>

**Libertarian National Committee, Inc.**  
**Statement of Cash Flows**  
**April 2016**

	<u>Apr 16</u>	<u>Jan - Apr 16</u>
<b>OPERATING ACTIVITIES</b>		
Net Revenue	49,787.14	46,789.46
Adjustments to reconcile Net Income to net cash provided by operations:		
16 · Prepaid Expenses:161-10 · Prepaid Bulk Mail VA	(70.03)	(70.03)
16 · Prepaid Expenses:165 · Prepaid Licenses	1,098.56	4,394.24
16 · Prepaid Expenses:167-10 · Prepaid Convention General Exp	(2,957.02)	(6,711.82)
16 · Prepaid Expenses:167-20 · Prepaid Convention Travel/Other	(2,606.97)	(2,606.97)
16 · Prepaid Expenses:168 · Prepaid Rent	195.99	(2,155.83)
16 · Prepaid Expenses:169 · Other Prepaid Expense	0.00	1,170.10
21 · Accounts Payable	(3,253.94)	0.00
24 · Accrued Expenses:241 · Accrued Payroll	524.25	6,801.96
24 · Accrued Expenses:242 · Accrued Vacation	710.00	3,723.00
24 · Accrued Expenses:244 · Other Accrued Expenses	0.00	(3,612.70)
24 · Accrued Expenses:245 · Accrued Real Estate Tax	736.83	2,947.32
25 · Accrued Payroll Taxes:252 · 401(k) Liability	(3,550.10)	952.80
27 · Deferred Liabilities :272 · Deferred Convention Revenue	36,924.00	133,886.00
27 · Deferred Liabilities :275 · Other Deferred Revenue	0.00	(100.00)
<b>Net cash provided by Operating Activities</b>	<b>77,538.71</b>	<b>185,407.53</b>
<b>INVESTING ACTIVITIES</b>		
17 · Fixed Assets:179 · Accumulated Depreciation	1,858.85	7,435.40
18 · Non Current Collectables:180 · Bequests Expected - Non Current	0.00	33,716.19
<b>Net cash provided by Investing Activities</b>	<b>1,858.85</b>	<b>41,151.59</b>
<b>FINANCING ACTIVITIES</b>		
29 · Loans & Mortgages (Principle)	(983.63)	(11,032.48)
31 · General Operating	0.00	(3,200.00)
32 · Temp. Restricted Balances:3210 · Fund - Building	0.00	3,200.00
<b>Net cash provided by Financing Activities</b>	<b>(983.63)</b>	<b>(11,032.48)</b>
<b>Net cash increase for period</b>	<b>78,413.93</b>	<b>215,526.64</b>
<b>Cash at beginning of period</b>	<b>208,495.96</b>	<b>71,383.25</b>
<b>Cash at end of period</b>	<b>286,909.89</b>	<b>286,909.89</b>

**RELATED PARTY TRANSACTIONS AS OF: 04/30/2016**

Related Party	Mem Expires / BSM Expires	MTD Contributions	YTD Contributions	Lifetime Giving (Since 1990)	Liberty Pledge Club
Mr. Brett Bittner	12/31/16 - 05/02/17	\$ 15.00	\$ 488.98	\$ 1,046.98	Yes
Mr. R. Doug Craig	12/31/16 - 05/02/17	\$ -	\$ 50.00	\$ 2,349.00	Yes
Mr. Marc Feldman	Life Member	\$ 1,875.00	\$ 1,875.00	\$ 4,685.78	Yes
Mr. Sam Goldstein	12/31/16 - 04/01/17	\$ 50.00	\$ 589.00	\$ 4,202.96	Yes
Mr. Kevin Hagan *	02/22/17 - 02/22/17	\$ -	\$ 25.00	\$ 308.00	
Mr. Timothy Hagan	Life Member	\$ 15.00	\$ 60.00	\$ 7,896.82	Yes
Mr. Daniel Hayes	Life Member	\$ 150.00	\$ 700.00	\$ 3,134.00	Yes
Mr. Jeffery Hewitt	04/06/17 - 04/11/16	\$ 454.00	\$ 454.00	\$ 454.00	
Mr. Gary Johnson	Life Member	\$ 15.00	\$ 60.00	\$ 29,124.00	Yes
Mr. Joshua Katz	06/20/16 - 11/02/16	\$ -	\$ -	\$ 878.00	
Ms. Vicki Kirkland	Life Member	\$ 15.00	\$ 45.00	\$ 3,271.00	Yes
Dr. James Lark	Life Member	\$ 15.00	\$ 409.00	\$ 76,718.30	Yes
Dr. Scott Lieberman	Life Member	\$ -	\$ 24.98	\$ 11,504.36	
Mr. Kevin Ludlow	12/31/16 - 04/07/17	\$ 250.00	\$ 700.00	\$ 1,265.00	Yes
Mr. Edward Marsh	Life Member	\$ -	\$ -	\$ 3,966.00	
Ms. Alicia Mattson	Life Member	\$ -	\$ -	\$ 4,310.00	
Mr. Guy Mdendon	Life Member	\$ 294.00	\$ 898.00	\$ 7,936.00	Yes
Mr. Norman Olsen	Life Member	\$ 15.00	\$ 204.00	\$ 5,608.50	Yes
Mr. Sean O'Toole	Life Member	\$ -	\$ 349.00	\$ 10,047.00	
Mr. William Redpath	Life Member	\$ 208.34	\$ 833.36	\$ 101,863.56	Yes
Mr. Roland Riemers	Life Member	\$ 100.00	\$ 300.00	\$ 4,434.99	Yes
Mr. Frank Sarwark *	08/12/16 - 02/16/17	\$ -	\$ 50.00	\$ 3,386.00	
Mr. Nicholas Sarwark	Life Member	\$ 20.00	\$ 469.00	\$ 4,504.00	Yes
Ms. Valerie Sarwark *	06/19/17 - 04/05/17	\$ 60.00	\$ 185.00	\$ 310.00	
Mr. Scott Spencer	Life Member	\$ 250.00	\$ 700.00	\$ 13,529.00	Yes
Mr. Richard Tomasso	12/31/16-05/02/17	\$ -	\$ 399.00	\$ 3,386.00	Yes
Mr. Arvin Vohra	12/01/16 - 03/15/17	\$ -	\$ 289.00	\$ 1,093.00	
Mr. Daniel Wiener **	12/31/16 - 04/02/17	\$ 414.00	\$ 464.00	\$ 4,410.84	
Mr. Ron Windeler	Life Member	\$ -	\$ -	\$ 9,132.50	
Total Contributions:		\$ 4,215.34	\$ 10,621.32	\$ 324,755.59	

\* Non LNC Member disclosed related party - \*\* Thru 03/31/16 only

Related Party	Memo	MTD Disbursements	YTD Disbursements
American Liberty Consulting (Mr. Paul Frankel **)	B/A Petitioning Management	\$ -	\$ 2,800.00
Montana Libertarian Party	Filing Fees for Ballot Access	\$ -	\$ 3,722.20
Oklahoma Libertarian Party	Ballot Access Petitioning	\$ -	\$ 26,611.00
Mr. Paul Frankel **	Misc. Exp Reimbursement	\$ -	\$ 115.16
Mr. Nicholas Sarwark	Travel Exp Reimbursement	\$ 221.76	\$ 1,399.37
Total Disbursements:		\$ 221.76	\$ 34,647.73

\*\* B/A Committee Member

**CHAIR'S DISCRETIONARY TRANSACTIONS AS OF: 004/30/2016**

Chair	Memo	MTD Disbursements	YTD Disbursements
Mr. Nicholas Sarwark	None	\$ -	\$ -