

Libertarian National Committee - Membership Report

"Donor" Totals - As of 05/23

4 Year & 12 Month Comparison

| | Dec-12 | Dec-13 | Dec-14 | Dec-15 | May-15 | Jun-15 | Jul-15 | Aug-15 | Sep-15 | Oct-15 | Nov-15 | Dec-15 | Jan-16 | Feb-16 | Mar-16 | Apr-16 | As of 05/23 |
|----------------------------|----------------|---------------|----------------|----------------|----------------|----------------|---------------|---------------|----------------|----------------|----------------|----------------|----------------|----------------|---------------|----------------|----------------|
| Active w-MEM | 13749 | 13670 | 12053 | 11184 | 11663 | 11640 | 11649 | 11708 | 11715 | 11399 | 11198 | 11184 | 11183 | 11413 | 11824 | 12509 | 13770 |
| Active w/out MEM | 1194 | 967 | 747 | 509 | 560 | 546 | 536 | 527 | 522 | 517 | 513 | 509 | 497 | 514 | 507 | 519 | 674 |
| Total Active Donors | 14943 | 14637 | 12800 | 11693 | 12223 | 12186 | 12185 | 12235 | 12237 | 11916 | 11711 | 11693 | 11680 | 11927 | 12331 | 13028 | 14444 |
| Percent Change | 4.30% | -2.05% | -12.55% | -0.15% | -2.12% | -0.30% | -0.01% | 0.41% | 0.02% | -2.62% | -1.72% | -0.15% | -0.11% | 2.11% | 3.39% | 5.65% | 10.87% |
| Lapsed/Drop MEM | 1381 | 1245 | 1733 | 909 | 718 | 484 | 595 | 555 | 568 | 1044 | 679 | 909 | 663 | 612 | 837 | 718 | 365 |
| Lapse w/out MEM | 76 | 82 | 203 | 30 | 101 | 33 | 27 | 30 | 28 | 46 | 29 | 30 | 44 | 40 | 41 | 20 | 10 |
| Lapsed/Drop Total | 1457 | 1327 | 1936 | 939 | 819 | 517 | 622 | 585 | 596 | 1090 | 708 | 939 | 707 | 652 | 878 | 738 | 375 |
| Percent Change | 0.28% | -8.92% | 45.89% | 32.63% | 17.67% | -36.87% | 20.31% | -5.95% | 1.88% | 82.89% | -35.05% | 32.63% | -24.71% | -7.78% | 34.66% | -15.95% | -49.19% |
| New Donors w-MEM | 240 | 267 | 110 | 103 | 70 | 110 | 107 | 137 | 103 | 87 | 104 | 103 | 145 | 308 | 524 | 675 | 1135 |
| New w/out MEM | 38 | 168 | 6 | 6 | 4 | 3 | 5 | 10 | 12 | 10 | 10 | 6 | 3 | 15 | 22 | 31 | 157 |
| New Total | 278 | 435 | 116 | 109 | 74 | 113 | 112 | 147 | 115 | 97 | 114 | 109 | 148 | 323 | 546 | 706 | 1292 |
| Percent Change | -1.42% | 56.47% | -73.33% | -4.39% | -30.19% | 52.70% | -0.88% | 31.25% | -21.77% | -15.65% | 17.53% | -4.39% | 35.78% | 118.24% | 69.04% | 29.30% | 83.00% |
| Renewed w-MEM | 708 | 966 | 729 | 792 | 474 | 351 | 497 | 477 | 472 | 641 | 374 | 792 | 517 | 534 | 724 | 728 | 491 |
| Renewed w/out MEM | 57 | 55 | 14 | 20 | 6 | 16 | 12 | 11 | 11 | 31 | 15 | 20 | 29 | 42 | 12 | 1 | 8 |
| Total Renewals | 765 | 1021 | 743 | 812 | 480 | 367 | 509 | 488 | 483 | 672 | 389 | 812 | 546 | 576 | 736 | 729 | 499 |
| Percent Change | -20.40% | 33.46% | -27.23% | 108.74% | -17.38% | -23.54% | 38.69% | -4.13% | -1.02% | 39.13% | -42.11% | 108.74% | -32.76% | 5.49% | 27.78% | -0.95% | -31.55% |
| Total "MEM" | 126900 | 130507 | 133400 | 135197 | 134338 | 134470 | 134618 | 134779 | 134870 | 134974 | 135104 | 135197 | 135417 | 135980 | 136797 | 137539 | 138760 |
| Percent Change | 4.14% | 2.84% | 2.22% | 0.07% | 0.04% | 0.10% | 0.11% | 0.12% | 0.07% | 0.08% | 0.10% | 0.07% | 0.16% | 0.42% | 0.60% | 0.54% | 0.89% |
| Total "LIFETIME" | 2208 | 2295 | 2446 | 2458 | 2455 | 2455 | 2455 | 2456 | 2456 | 2456 | 2457 | 2458 | 2459 | 2461 | 2461 | 2473 | 2483 |
| Total "BSM" | 13824 | 13869 | 12526 | 11045 | 11722 | 11723 | 11625 | 11612 | 11593 | 11247 | 11173 | 11045 | 11112 | 11400 | 11768 | 12461 | 13716 |

Last Year vs. This Year

| | May-15 | As of 05/23 | Change | 12 Mo Ave | | |
|----------------------------|--------------|--------------|---------------|--------------|---|---------------|
| Active w-MEM | 11663 | 13770 | 18.07% | 11766 | <u>Active Donors w-MEM =</u> | 13770 |
| Active w/out MEM | 560 | 674 | 20.36% | 532 | <u>Lapsed & Zero Dues MEM =</u> | 124990 |
| Total Active Donors | 12223 | 14444 | 18.17% | 12298 | <u>Total "MEM" w-Signed Certificate =</u> | 138760 |
| Lapsed/Dropped | 819 | 375 | -54.21% | 701 | <u>Member Signed Certificate =</u> | "MEM" |
| New Donors | 74 | 1292 | 1645.95% | 319 | <u>Total "BSM" =</u> | 13716 |
| Renewals | 480 | 499 | 3.96% | 567 | <u>Bylaws Defined Sustaining Member =</u> | "BSM" |

As of 05/23 MEMBERSHIP BY STATE --- ACTIVE AND NON ACTIVE

| STATE | TOTAL "MEM" | ACTIVE "MEM" | ACTIVE "SUB" | TOTAL "ACTIVE" | TOTAL "BSM" |
|-------|-------------|--------------|--------------|----------------|-------------|
| AK | 682 | 64 | 0 | 64 | 61 |
| AL | 1810 | 206 | 4 | 210 | 201 |
| AR | 923 | 88 | 2 | 90 | 87 |
| AZ | 3261 | 334 | 14 | 348 | 329 |
| CA | 19573 | 1629 | 92 | 1721 | 1629 |
| CO | 3815 | 435 | 16 | 451 | 432 |
| CT | 1512 | 154 | 10 | 164 | 153 |
| DC | 403 | 33 | 3 | 36 | 37 |
| DE | 394 | 37 | 2 | 39 | 34 |
| FL | 8211 | 797 | 47 | 844 | 801 |
| GA | 6038 | 417 | 23 | 440 | 414 |
| HI | 550 | 68 | 3 | 71 | 69 |
| IA | 1063 | 132 | 7 | 139 | 132 |
| ID | 780 | 64 | 2 | 66 | 64 |
| IL | 4610 | 482 | 28 | 510 | 484 |
| IN | 3352 | 459 | 12 | 471 | 461 |
| KS | 1270 | 146 | 4 | 150 | 146 |
| KY | 1235 | 143 | 4 | 147 | 141 |
| LA | 1143 | 155 | 5 | 160 | 155 |
| MA | 2878 | 217 | 14 | 231 | 211 |
| MD | 2524 | 265 | 16 | 281 | 267 |
| ME | 816 | 62 | 1 | 63 | 64 |
| MI | 5286 | 442 | 13 | 455 | 447 |
| MN | 2103 | 209 | 10 | 219 | 211 |
| MO | 2431 | 266 | 10 | 276 | 258 |
| MS | 752 | 92 | 2 | 94 | 94 |

| STATE | TOTAL "MEM" | ACTIVE "MEM" | ACTIVE "SUB" | TOTAL "ACTIVE" | TOTAL "BSM" |
|-------|-------------|--------------|--------------|----------------|-------------|
| MT | 520 | 55 | 2 | 57 | 53 |
| NC | 3463 | 347 | 16 | 363 | 341 |
| ND | 244 | 48 | 1 | 49 | 49 |
| NE | 690 | 89 | 3 | 92 | 87 |
| NH | 1392 | 146 | 7 | 153 | 143 |
| NJ | 3134 | 287 | 22 | 309 | 288 |
| NM | 1150 | 112 | 10 | 122 | 109 |
| NV | 1943 | 180 | 9 | 189 | 180 |
| NY | 5181 | 633 | 48 | 681 | 626 |
| OH | 5363 | 595 | 21 | 616 | 600 |
| OK | 1088 | 124 | 7 | 131 | 121 |
| OR | 2237 | 152 | 13 | 165 | 154 |
| PA | 6063 | 531 | 25 | 556 | 533 |
| RI | 330 | 43 | 0 | 43 | 42 |
| SC | 1836 | 192 | 7 | 199 | 193 |
| SD | 267 | 35 | 0 | 35 | 36 |
| TN | 2472 | 253 | 7 | 260 | 247 |
| TX | 9374 | 1032 | 51 | 1083 | 1019 |
| UT | 1195 | 113 | 9 | 122 | 112 |
| VA | 4900 | 581 | 26 | 607 | 580 |
| VT | 404 | 32 | 3 | 35 | 30 |
| WA | 4459 | 410 | 20 | 430 | 411 |
| WI | 2025 | 232 | 10 | 242 | 231 |
| WV | 625 | 50 | 3 | 53 | 50 |
| WY | 321 | 36 | 0 | 36 | 36 |
| XX | 669 | 66 | 10 | 76 | 63 |

SUSTAINING MEMBERSHIP STATE RANKINGS - "BSM"

| State | Total BSM | Rank | State | Total BSM | Rank |
|-------|-----------|------|-------|-----------|------|
| CA | 1629 | 1 | OR | 154 | 27 |
| TX | 1019 | 2 | CT | 153 | 28 |
| FL | 801 | 3 | KS | 146 | 29 |
| NY | 626 | 4 | NH | 143 | 30 |
| OH | 600 | 5 | KY | 141 | 31 |
| VA | 580 | 6 | IA | 132 | 32 |
| PA | 533 | 7 | OK | 121 | 33 |
| IL | 484 | 8 | UT | 112 | 34 |
| IN | 461 | 9 | NM | 109 | 35 |
| M | 447 | 10 | MS | 94 | 36 |
| CO | 432 | 11 | AR | 87 | 37 |
| GA | 414 | 12 | NE | 87 | 38 |
| WA | 411 | 13 | H | 69 | 39 |
| NC | 341 | 14 | ID | 64 | 40 |
| AZ | 329 | 15 | ME | 64 | 41 |
| NJ | 288 | 16 | AK | 61 | 42 |
| MD | 267 | 17 | MT | 53 | 43 |
| MO | 258 | 18 | WV | 50 | 44 |
| TN | 247 | 19 | ND | 49 | 45 |
| VI | 231 | 20 | RI | 42 | 46 |
| MA | 211 | 21 | DC | 37 | 47 |
| MN | 211 | 22 | SD | 36 | 48 |
| AL | 201 | 23 | WY | 36 | 49 |
| SC | 193 | 24 | DE | 34 | 50 |
| NV | 180 | 25 | VT | 30 | 51 |
| LA | 155 | 26 | XX | 63 | 52 |

| | TOTAL "MEM" | ACTIVE "MEM" | ACTIVE "SUB" | TOTAL "ACTIVE" | TOTAL "BSM" |
|---------------|---------------|--------------|--------------|----------------|--------------|
| TOTALS | 138760 | 13770 | 674 | 14444 | 13716 |

DEFINITIONS: MEM = Member Signed Certificate

Total MEM = Total # Constituents Per State w-Member Signed Certificate

ACTIVE MEM = Current Dues Paying or Lifetime Donor w-Signed Certificate

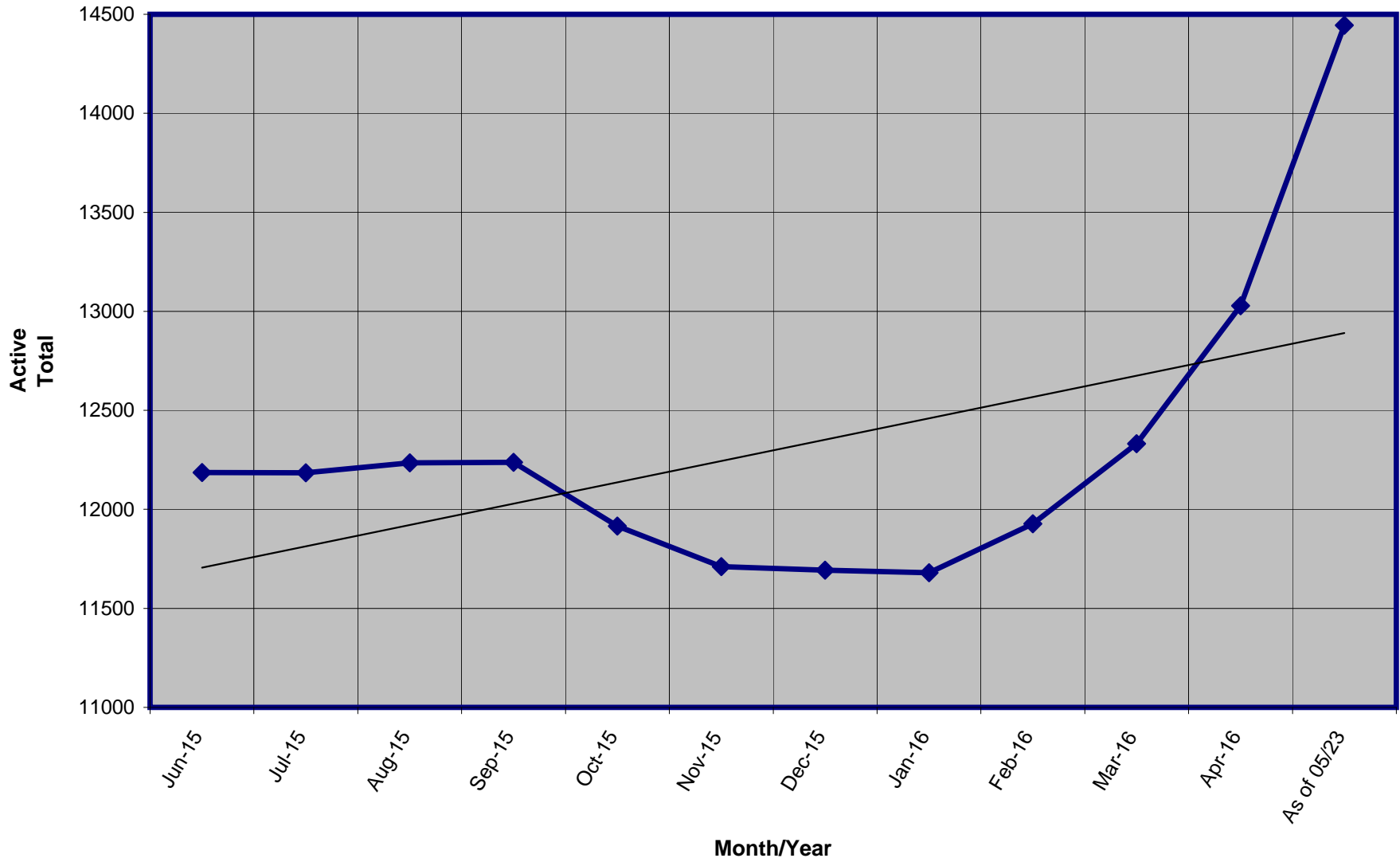
ACTIVE SUB (ACTIVE NON MEM) = Current Dues Paying or Lifetime Donors Who Have NOT Signed the Certificate (Formerly Called "Subscriber")

TOTAL ACTIVE = Current Dues Paying or Lifetime Donor

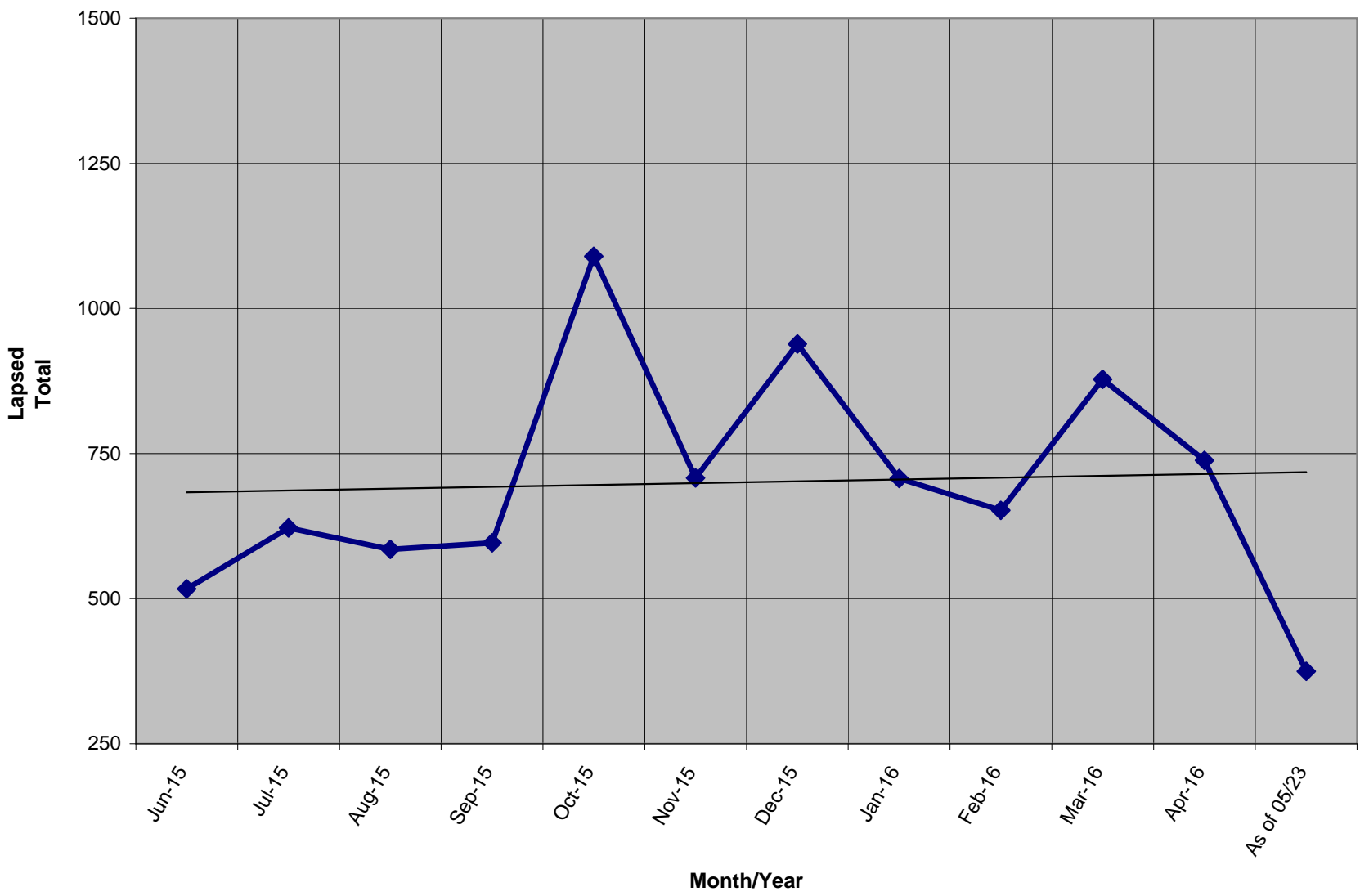
BSM = By Law Definition of "Sustaining Member" and number used for delegate count

(Art 5-3: "Sustaining member" is any Party member who has given at least \$25 to the Party in the prior twelve months, or who is a life member.)

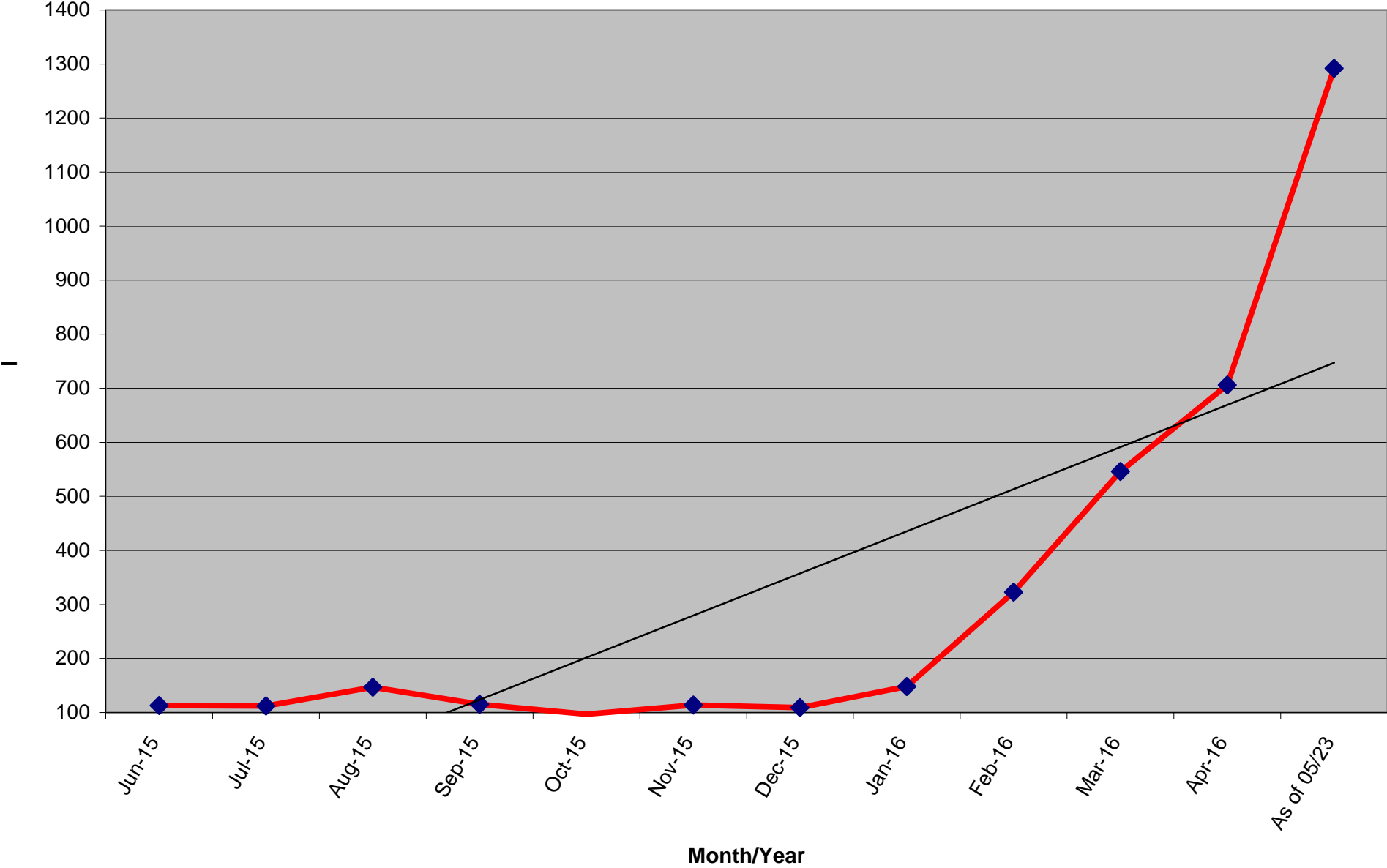
Active Donors - Past 12 Months



Lapsed - Dropped - Donors - Past 12 Months



New Donors Past 12 Months



Renew Donors - Past 12 Months

