

Libertarian National Committee - Membership Report

"Donor" Totals - Jul-17

4 Year & 12 Month Comparison

	Dec-13	Dec-14	Dec-15	Dec-16	Jun-16	Aug-16	Sep-16	Oct-16	Nov-16	Dec-16	Jan-17	Feb-17	Mar-17	Apr-17	May-17	Jun-17	Jul-17
Active w-MEM	13670	12053	11184	18592	15477	17568	17888	18327	18564	18592	18908	18715	18334	17843	16652	16065	15110
Active w/out MEM	967	747	509	1814	981	1736	1890	1843	1822	1814	1806	1838	1862	1829	1655	1424	1185
Total Active Donors	14637	12800	11693	20406	16458	19304	19778	20170	20386	20406	20714	20553	20196	19672	18307	17489	16295
Percent Change	-2.05%	-12.55%	-8.65%	74.51%	7.44%	7.97%	2.46%	1.98%	1.07%	0.10%	1.51%	-0.78%	-1.74%	-2.59%	-6.94%	-4.47%	-6.83%
Lapsed/Drop MEM	1245	1733	909	1016	662	681	599	753	589	1016	672	831	1533	1314	1995	1844	1626
Lapse w/out MEM	82	203	30	27	14	24	29	37	29	27	25	34	32	50	206	270	254
Lapsed/Drop Total	1327	1936	939	1043	676	705	628	790	618	1043	697	865	1565	1364	2201	2114	1880
Percent Change					42.32%	34.54%	-10.92%	25.80%	-21.77%	68.77%	-33.17%	24.10%	80.92%	-12.84%	61.36%	-3.95%	-11.07%
New Donors w-MEM	267	110	103	321	1184	1054	469	526	485	321	481	299	386	262	307	428	354
New w/out MEM	168	6	6	11	163	535	176	52	22	11	14	13	47	14	27	21	7
New Total	435	116	109	332	1347	1589	645	578	507	332	495	312	433	276	334	449	361
Percent Change					-14.15%	12.62%	-59.41%	-10.39%	-12.28%	-34.52%	49.10%	-36.97%	38.78%	-36.26%	21.01%	34.43%	-19.60%
Renewed w-MEM	966	729	792	723	423	539	450	666	341	723	507	339	766	561	497	829	317
Renewed w/out MEM	55	14	20	8	45	2	7	-62	-14	8	3	53	9	3	5	18	8 *
Total Renewals	1021	743	812	731	468	541	457	604	327	731	510	392	775	564	502	847	325
Percent Change					-60.90%	1.31%	-15.53%	32.17%	-45.86%	123.55%	-30.23%	-23.14%	97.70%	-27.23%	-10.99%	68.73%	-61.63%
Total "MEM"	130507	133400	135197	145814	140413	143319	143935	144707	145455	145814	146350	146869	147222	136069	136362	136819	137174
Percent Change	2.84%	2.22%	1.35%	7.85%	0.65%	1.01%	0.43%	0.54%	0.52%	0.25%	0.37%	0.35%	0.24%	-7.58%	0.22%	0.34%	0.26%
Total "LIFETIME"	2295	2446	2458	2571	2514	2554	2560	2567	2566	2571	2574	2577	2580	2588	2596	2596	2603
Total "BSM"	13869	12526	11045	19003	15448	17541	18071	18486	18805	19003	19293	19152	18864	18399	17301	16622	15706

Last Year vs. This Year

	Jun-16	Jul-17	Change	12 Mo Ave	Active Donors w-MEM =	15110
Active w-MEM	15477	15110	-2.37%	17714	<u>Lapsed & Zero Dues MEM =</u>	122064
Active w/out MEM	981	1185	20.80%	1725	<u>Total "MEM" w-Signed Certificate =</u>	137174
Total Active Donors	16458	16295	-0.99%	19439	<u>Member Signed Certificate =</u>	<u>"MEM"</u>
Lapsed/Dropped	676	1880	178.11%	1206	<u>Total "BSM" =</u>	15706
New Donors	1347	361	-73.20%	526	<u>Bylaws Defined Sustaining Member =</u>	<u>"BSM"</u>
Renewals	468	325	-30.56%	548		

* Neg "sub" due to email push to convert Sub's to Mem's in Oct-16 & Nov-16

Jul-17 MEMBERSHIP BY STATE --- ACTIVE AND NON ACTIVE

STATE	TOTAL "MEM"	ACTIVE "MEM"	ACTIVE "SUB"	TOTAL "ACTIVE"	TOTAL "BSM"
AK	697	92	4	96	94
AL	1797	226	13	239	233
AR	910	103	6	109	105
AZ	3221	331	32	363	340
CA	19350	1666	145	1811	1714
CO	3838	507	38	545	525
CT	1489	169	15	184	171
DC	380	32	3	35	35
DE	401	37	3	40	39
FL	8212	840	88	928	877
GA	5883	480	36	516	506
HI	547	59	5	64	62
IA	1057	158	7	165	163
ID	768	63	3	66	68
IL	4508	537	46	583	570
IN	3313	402	28	430	425
KS	1196	141	8	149	145
KY	1202	142	13	155	146
LA	1134	192	14	206	196
MA	2859	258	26	284	269
MD	2472	302	18	320	318
ME	808	76	12	88	78
MI	5257	525	27	552	541
MN	2052	222	16	238	234
MO	2333	264	17	281	277
MS	712	83	5	88	85

STATE	TOTAL "MEM"	ACTIVE "MEM"	ACTIVE "SUB"	TOTAL "ACTIVE"	TOTAL "BSM"
MT	548	74	5	79	74
NC	3409	377	35	412	390
ND	235	48	3	51	45
NE	646	84	2	86	87
NH	1416	174	12	186	178
NJ	3083	329	31	360	339
NM	1196	168	10	178	168
NV	1901	174	19	193	181
NY	5095	639	52	691	656
OH	4970	609	41	650	649
OK	1057	143	9	152	148
OR	2227	181	26	207	184
PA	5988	604	47	651	637
RI	308	31	6	37	32
SC	1876	218	17	235	231
SD	269	36	2	38	38
TN	2606	400	9	409	417
TX	9300	1148	89	1237	1194
UT	1188	109	8	117	112
VA	4849	698	49	747	734
VT	394	32	5	37	35
WA	4576	497	39	536	524
WI	2038	268	24	292	278
WV	601	56	3	59	60
WY	321	37	1	38	35
XX	681	69	13	82	64

SUSTAINING MEMBERSHIP STATE RANKINGS - "BSM"

State	Total BSM	Rank	State	Total BSM	Rank
CA	1714	1	NV	181	27
TX	1194	2	NH	178	28
FL	877	3	CT	171	29
VA	734	4	NM	168	30
NY	656	5	IA	163	31
OH	649	6	OK	148	32
PA	637	7	KY	146	33
IL	570	8	KS	145	34
MI	541	9	UT	112	35
CO	525	10	AR	105	36
WA	524	11	AK	94	37
GA	506	12	NE	87	38
IN	425	13	MS	85	39
TN	417	14	ME	78	40
NC	390	15	MT	74	41
AZ	340	16	ID	68	42
NJ	339	17	HI	62	43
MD	318	18	WV	60	44
WI	278	19	ND	45	45
MO	277	20	DE	39	46
MA	269	21	SD	38	47
MN	234	22	DC	35	48
AL	233	23	VT	35	49
SC	231	24	WY	35	50
LA	196	25	RI	32	51
OR	184	26	XX	64	52

	TOTAL "MEM"	ACTIVE "MEM"	ACTIVE "SUB"	TOTAL "ACTIVE"	TOTAL "BSM"
TOTALS	137174	15110	1185	16295	15706

DEFINITIONS: MEM = Member Signed Certificate

Total MEM = Total # Constituents Per State w-Member Signed Certificate

ACTIVE MEM = Current Dues Paying or Lifetime Donor w-Signed Certificate

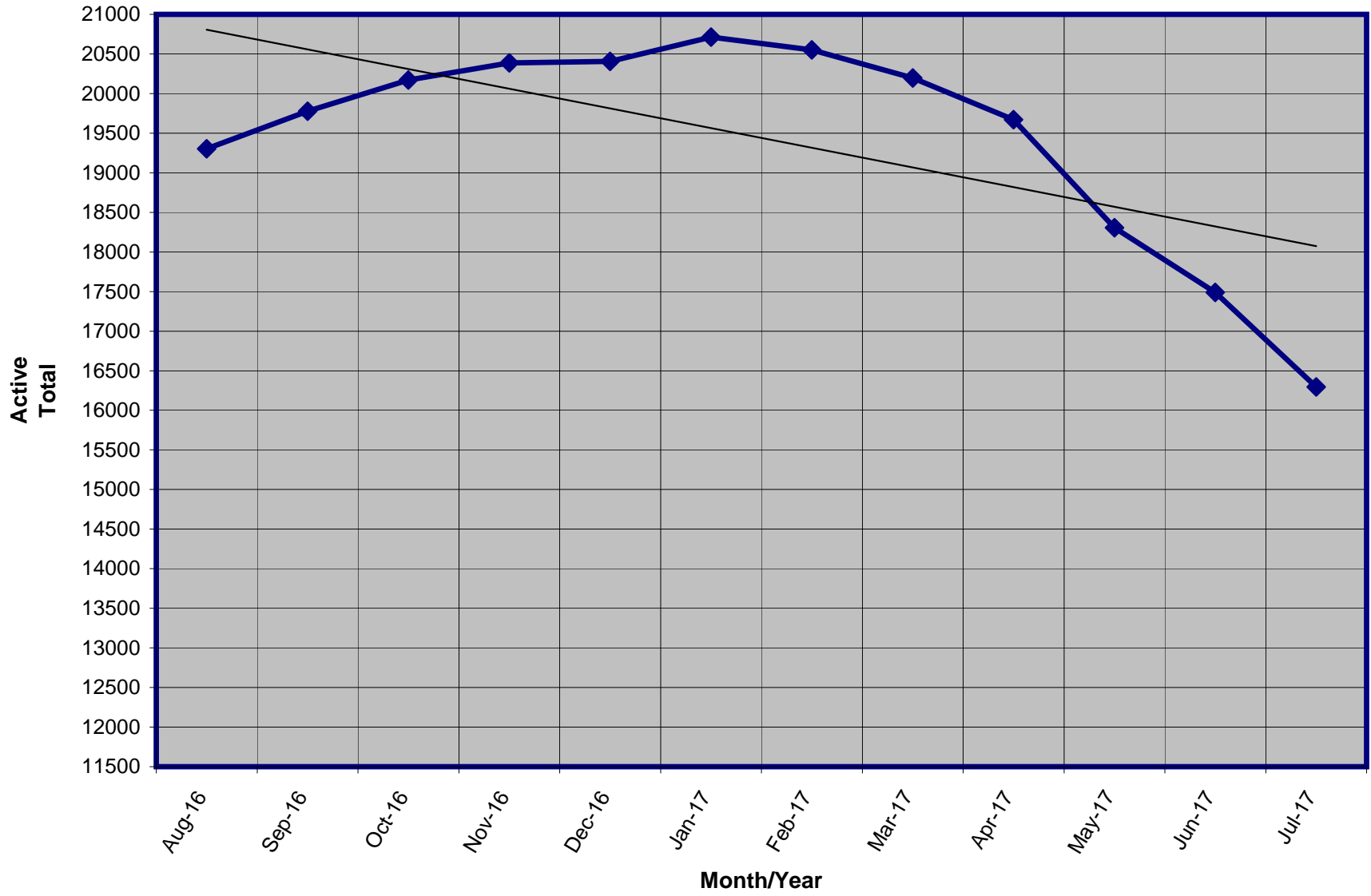
ACTIVE SUB (ACTIVE NON MEM) = Current Dues Paying or Lifetime Donors Who Have NOT Signed the Certificate (Formerly Called "Subscriber")

TOTAL ACTIVE = Current Dues Paying or Lifetime Donor

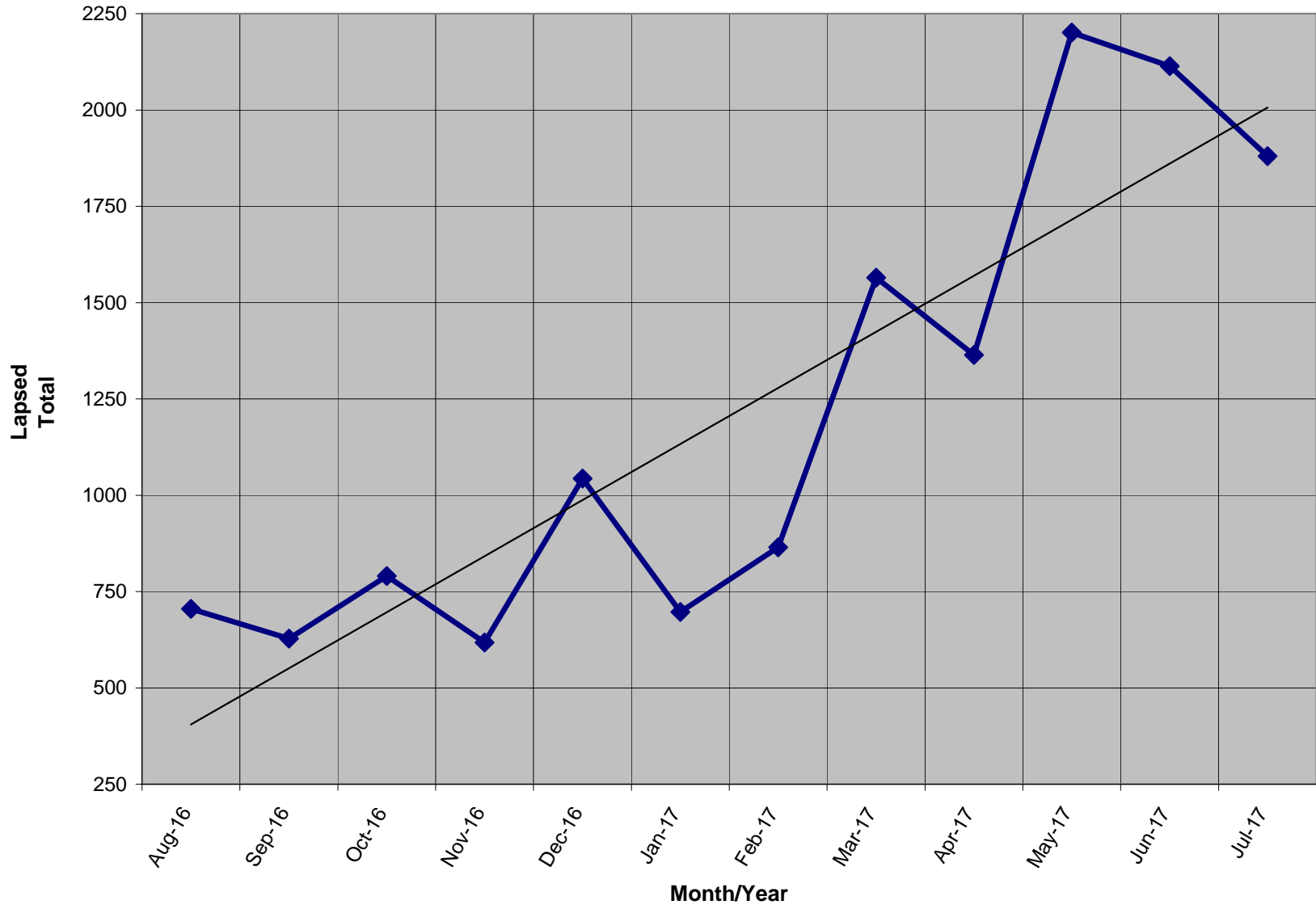
BSM = By Law Definition of "Sustaining Member" and number used for delegate count

(Art 5-3: "Sustaining member" is any Party member who has given at least \$25 to the Party in the prior twelve months, or who is a life member.)

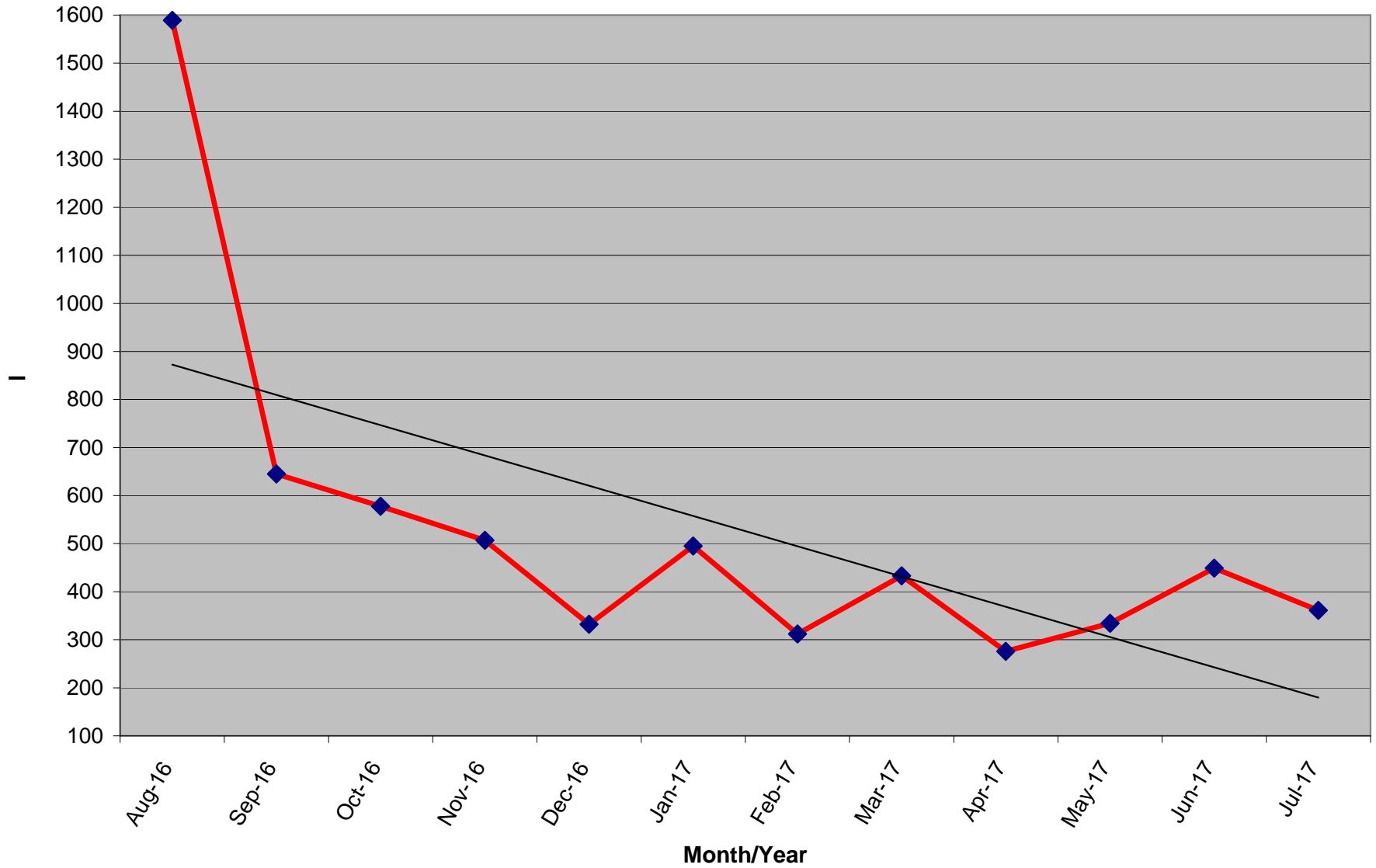
Active Donors - Past 12 Months



Lapsed - Dropped - Donors - Past 12 Months



New Donors Past 12 Months



Renew Donors - Past 12 Months

