

Libertarian National Committee - Membership Report

"Donor" Totals - Nov-17

4 Year & 12 Month Comparison

	Dec-13	Dec-14	Dec-15	Dec-16	Nov-16	Dec-16	Jan-17	Feb-17	Mar-17	Apr-17	May-17	Jun-17	Jul-17	Aug-17	Sep-17	Oct-17	Nov-17
Active w-MEM	13670	12053	11184	18592	18564	18592	18908	18715	18334	17843	16652	16065	15110	14321	14411	14319	14422
Active w/out MEM	967	747	509	1814	1822	1814	1806	1838	1862	1829	1655	1424	1185	710	581	550	557
Total Active Donors	14637	12800	11693	20406	20386	20406	20714	20553	20196	19672	18307	17489	16295	15031	14992	14869	14979
Percent Change	-2.05%	-12.55%	-8.65%	74.51%	1.07%	0.10%	1.51%	-0.78%	-1.74%	-2.59%	-6.94%	-4.47%	-6.83%	-7.76%	-0.26%	-0.82%	0.74%
Lapsed/Drop MEM	1245	1733	909	1016	589	1016	672	831	1533	1314	1995	1844	1626	1659	886	1122	837
Lapse w/out MEM	82	203	30	27	29	27	25	34	32	50	206	270	254	499	166	64	24
Lapsed/Drop Total	1327	1936	939	1043	618	1043	697	865	1565	1364	2201	2114	1880	2158	1052	1186	861
Percent Change					-21.77%	68.77%	-33.17%	24.10%	80.92%	-12.84%	61.36%	-3.95%	-11.07%	14.79%	-51.25%	12.74%	-27.40%
New Donors w-MEM	267	110	103	321	485	321	481	299	386	262	307	428	354	289	297	313	322
New w/out MEM	168	6	6	11	22	11	14	13	47	14	27	21	7	10	14	13	18
New Total	435	116	109	332	507	332	495	312	433	276	334	449	361	299	311	326	340
Percent Change					-12.28%	-34.52%	49.10%	-36.97%	38.78%	-36.26%	21.01%	34.43%	-19.60%	-17.17%	4.01%	4.82%	4.29%
Renewed w-MEM	966	729	792	723	341	723	507	339	766	561	497	829	317	581	679	717	618
Renewed w/out MEM	55	14	20	8	-14	8	3	53	9	3	5	18	8	14	23	20	13 *
Total Renewals	1021	743	812	731	327	731	510	392	775	564	502	847	325	595	702	737	631
Percent Change					-45.86%	123.55%	-30.23%	-23.14%	97.70%	-27.23%	-10.99%	68.73%	-61.63%	83.08%	17.98%	4.99%	-14.38%
Total "MEM"	130507	133400	135197	145814	145455	145814	146350	146869	147222	136069	136362	136819	137174	137451	137779	138083	138363
Percent Change	2.84%	2.22%	1.35%	7.85%	0.52%	0.25%	0.37%	0.35%	0.24%	-7.58%	0.22%	0.34%	0.26%	0.20%	0.24%	0.22%	0.20%
Total "LIFETIME"	2295	2446	2458	2571	2566	2571	2574	2577	2580	2588	2596	2596	2603	2605	2610	2614	2614
Total "BSM"	13869	12526	11045	19003	18805	19003	19293	19152	18864	18399	17301	16622	15706	14700	14504	14426	14423

Last Year vs. This Year

	Nov-16	Nov-17	Change	12 Mo Ave	Active Donors w-MEM =	14422
Active w-MEM	18564	14422	-22.31%	16474	Lapsed & Zero Dues MEM =	123941
Active w/out MEM	1822	557	-69.43%	1318	Total "MEM" w-Signed Certificate =	138363
Total Active Donors	20386	14979	-26.52%	17792	Member Signed Certificate =	"MEM"
Lapsed/Dropped	618	861	39.32%	1416	Total "BSM" =	14423
New Donors	507	340	-32.94%	356	Bylaws Defined Sustaining Member =	"BSM"
Renewals	327	631	92.97%	609		

* Neg "sub" due to email push to convert Sub's to Mem's in Nov-16

Nov-17 MEMBERSHIP BY STATE --- ACTIVE AND NON ACTIVE

STATE	TOTAL "MEM"	ACTIVE "MEM"	ACTIVE "SUB"	TOTAL "ACTIVE"	TOTAL "BSM"
AK	701	82	1	83	86
AL	1817	207	8	215	203
AR	919	95	3	98	85
AZ	3244	319	14	333	325
CA	19434	1567	73	1640	1574
CO	3869	484	15	499	482
CT	1512	163	7	170	161
DC	382	37	2	39	39
DE	405	43	0	43	41
FL	8265	799	39	838	793
GA	5926	435	9	444	446
HI	547	56	4	60	55
IA	1068	144	2	146	139
ID	780	67	2	69	68
IL	4549	513	16	529	513
IN	3351	395	15	410	395
KS	1198	135	5	140	135
KY	1217	142	12	154	143
LA	1148	197	4	201	193
MA	2873	245	11	256	251
MD	2495	293	12	305	295
ME	803	62	4	66	65
MI	5295	479	14	493	478
MN	2071	204	6	210	213
MO	2362	256	11	267	254
MS	726	84	3	87	84

STATE	TOTAL "MEM"	ACTIVE "MEM"	ACTIVE "SUB"	TOTAL "ACTIVE"	TOTAL "BSM"
MT	557	76	4	80	72
NC	3441	376	17	393	374
ND	238	46	1	47	44
NE	652	89	2	91	82
NH	1427	174	6	180	172
NJ	3104	314	8	322	314
NM	1200	142	4	146	148
NV	1909	159	9	168	153
NY	5158	649	30	679	636
OH	5023	577	22	599	571
OK	1079	148	2	150	138
OR	2233	169	16	185	170
PA	6031	573	13	586	591
RI	310	32	0	32	32
SC	1908	236	4	240	231
SD	273	41	3	44	37
TN	2656	376	7	383	381
TX	9398	1095	43	1138	1104
UT	1198	97	6	103	92
VA	4916	643	20	663	662
VT	399	32	3	35	31
WA	4614	449	23	472	459
WI	2066	261	9	270	263
WV	606	60	1	61	57
WY	324	35	1	36	31
XX	686	70	11	81	62

SUSTAINING MEMBERSHIP STATE RANKINGS - "BSM"

State	Total BSM	Rank	State	Total BSM	Rank
CA	1574	1	OR	170	27
TX	1104	2	CT	161	28
FL	793	3	NV	153	29
VA	662	4	NM	148	30
NY	636	5	KY	143	31
PA	591	6	IA	139	32
OH	571	7	OK	138	33
IL	513	8	KS	135	34
CO	482	9	UT	92	35
MI	478	10	AK	86	36
WA	459	11	AR	85	37
GA	446	12	MS	84	38
IN	395	13	NE	82	39
TN	381	14	MT	72	40
NC	374	15	ID	68	41
AZ	325	16	ME	65	42
NJ	314	17	WV	57	43
MD	295	18	HI	55	44
WI	263	19	ND	44	45
MO	254	20	DE	41	46
MA	251	21	DC	39	47
SC	231	22	SD	37	48
MN	213	23	RI	32	49
AL	208	24	VT	31	50
LA	198	25	WY	31	51
NH	172	26	XX	62	52

	TOTAL "MEM"	ACTIVE "MEM"	ACTIVE "SUB"	TOTAL "ACTIVE"	TOTAL "BSM"
TOTALS	138363	14422	557	14979	14423

DEFINITIONS: MEM = Member Signed Certificate

Total MEM = Total # Constituents Per State w-Member Signed Certificate

ACTIVE MEM = Current Dues Paying or Lifetime Donor w-Signed Certificate

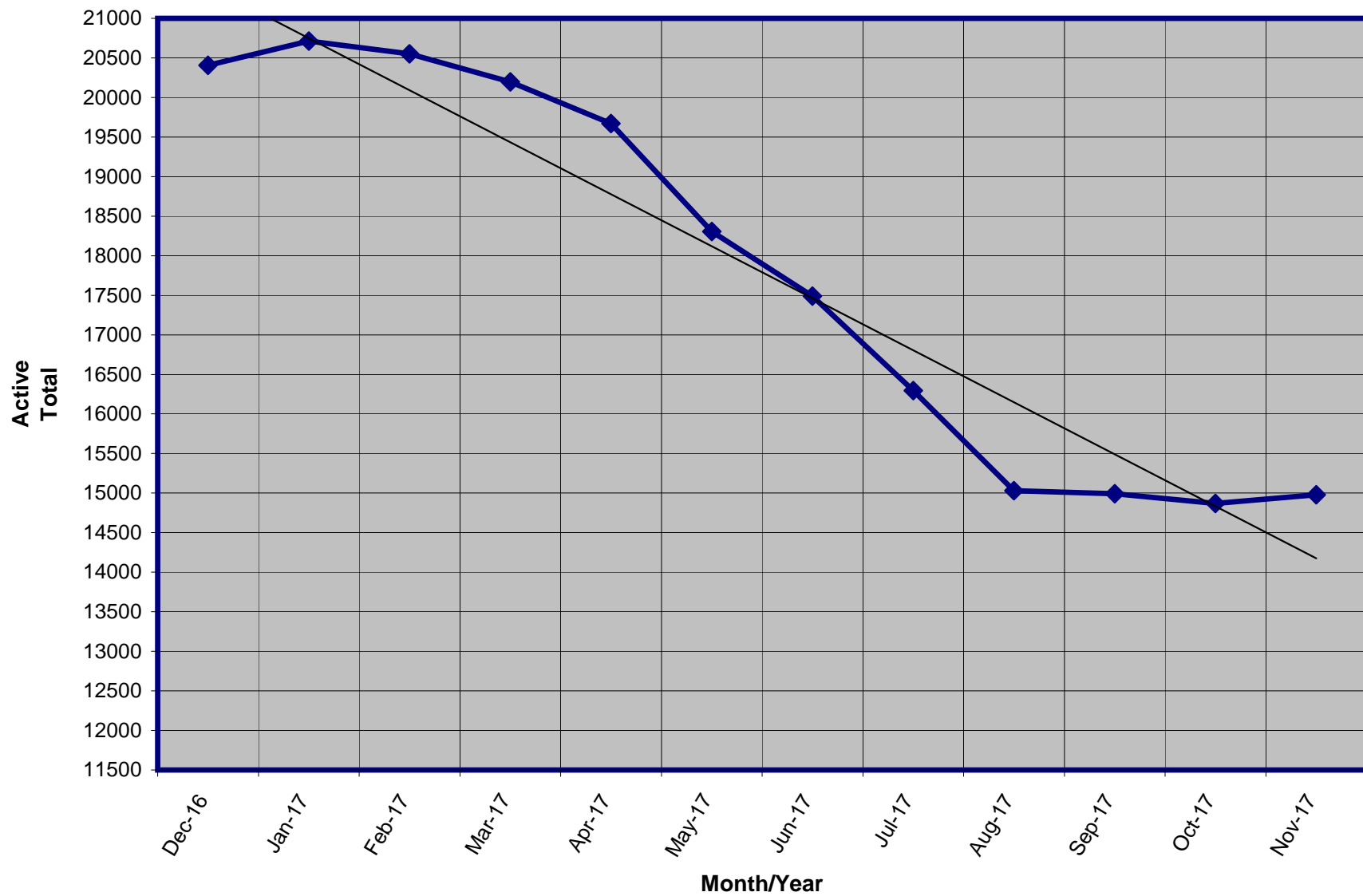
ACTIVE SUB (ACTIVE NON MEM) = Current Dues Paying or Lifetime Donors Who Have NOT Signed the Certificate (Formerly Called "Subscriber")

TOTAL ACTIVE = Current Dues Paying or Lifetime Donor

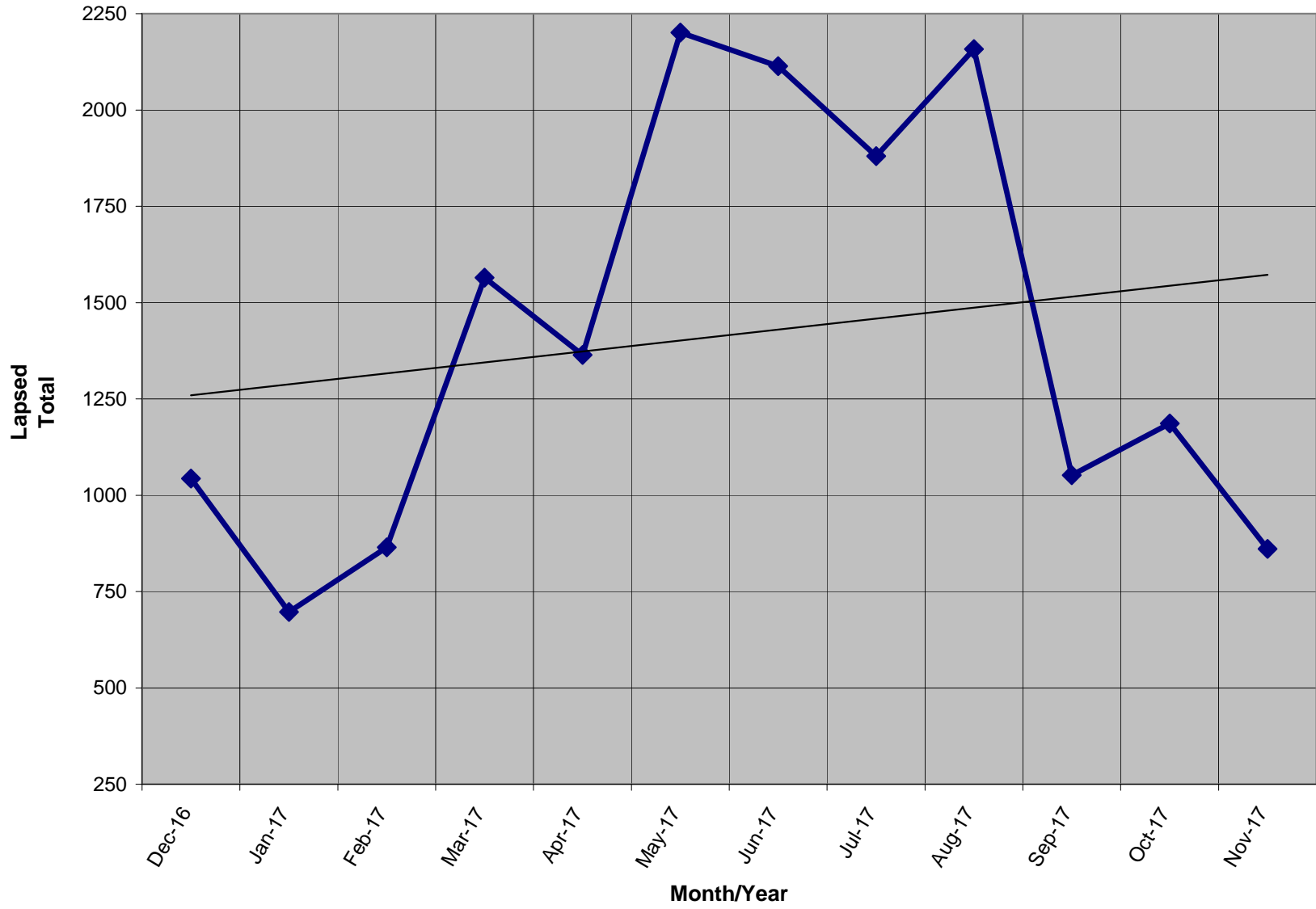
BSM = By Law Definition of "Sustaining Member" and number used for delegate count

(Art 5-3: "Sustaining member" is any Party member who has given at least \$25 to the Party in the prior twelve months, or who is a life member.)

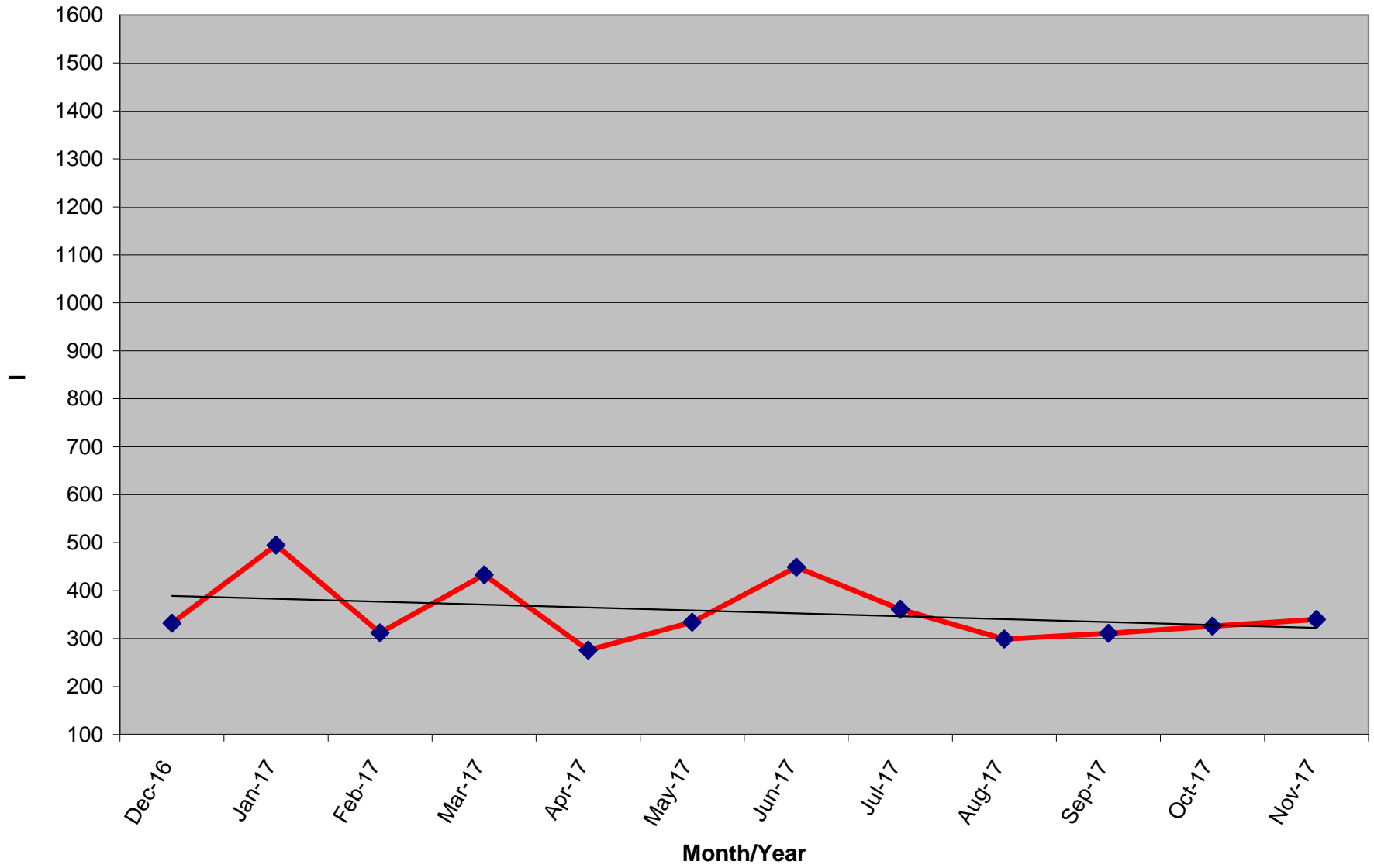
Active Donors - Past 12 Months



Lapsed - Dropped - Donors - Past 12 Months



New Donors Past 12 Months



Renew Donors - Past 12 Months

