



## **OCT 2018 DRAFT END OF MONTH FINANCIAL REPORTS**

Page 2 – EOM Membership and Revenue Charts and Graphs

Page 4 – EOM Financial Summary Reports

Page 5 - Statement of Operations Budget vs. Actual

Page 6 - 2018 v. 2016 Comparisons Statement of Operations

Page 7 - P&L Detail (w-Functional Allocation of Expenses) by Month

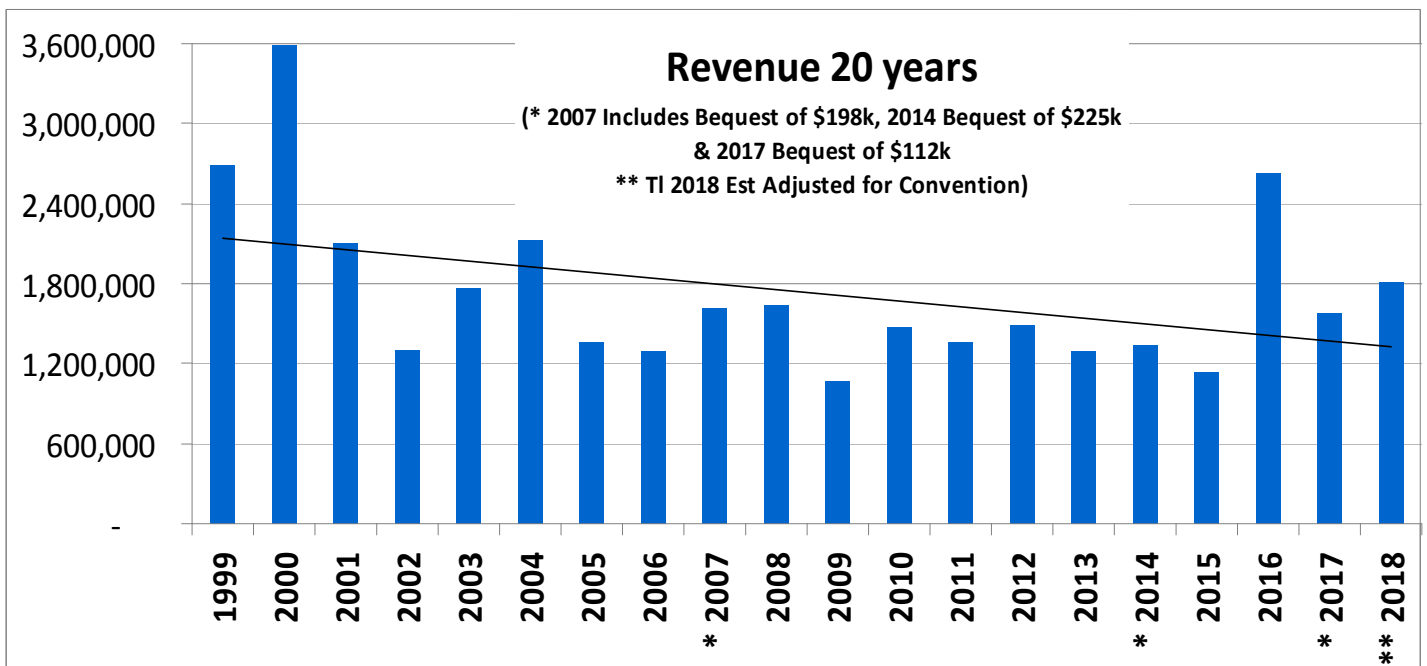
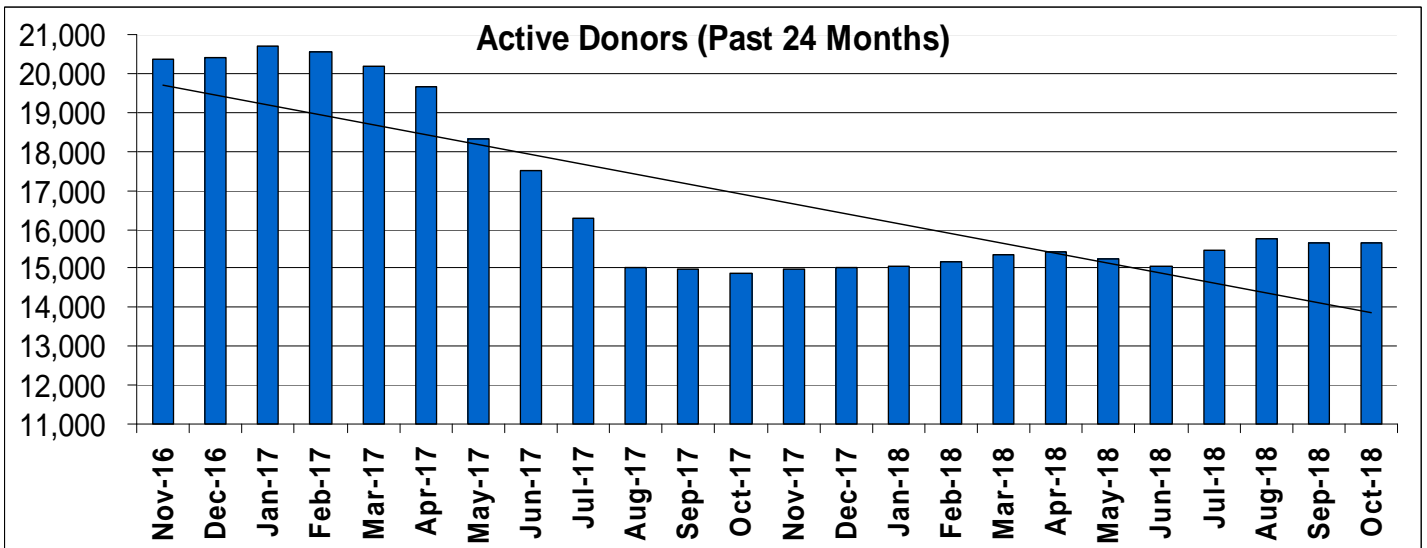
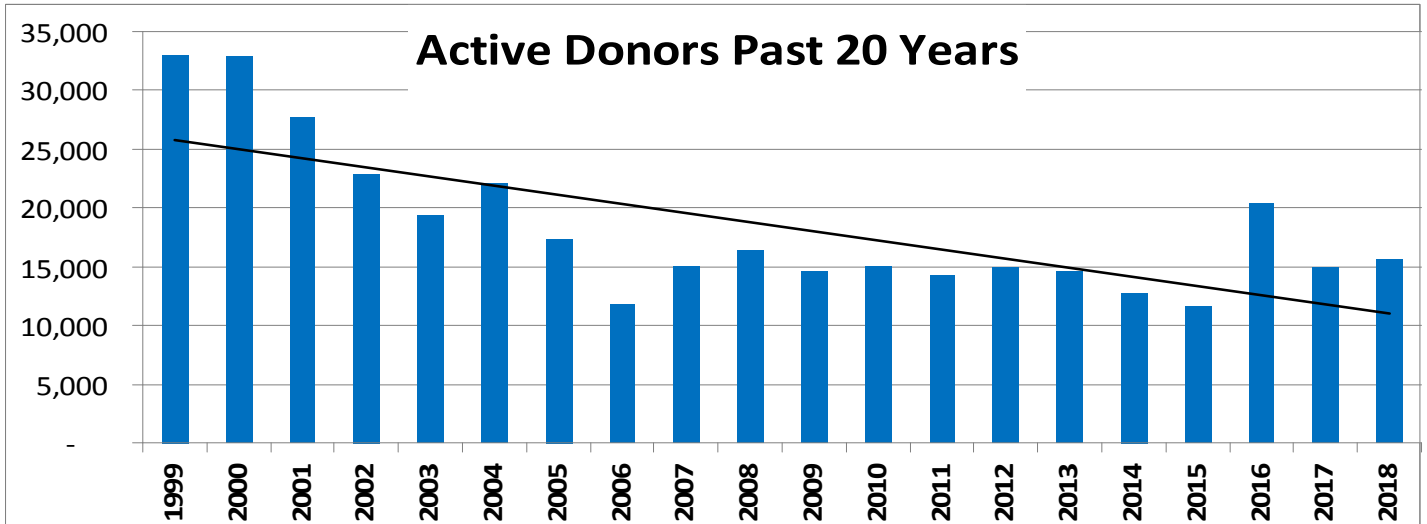
Page 10 – Balance Sheet Curr v. Prior Month Comparison

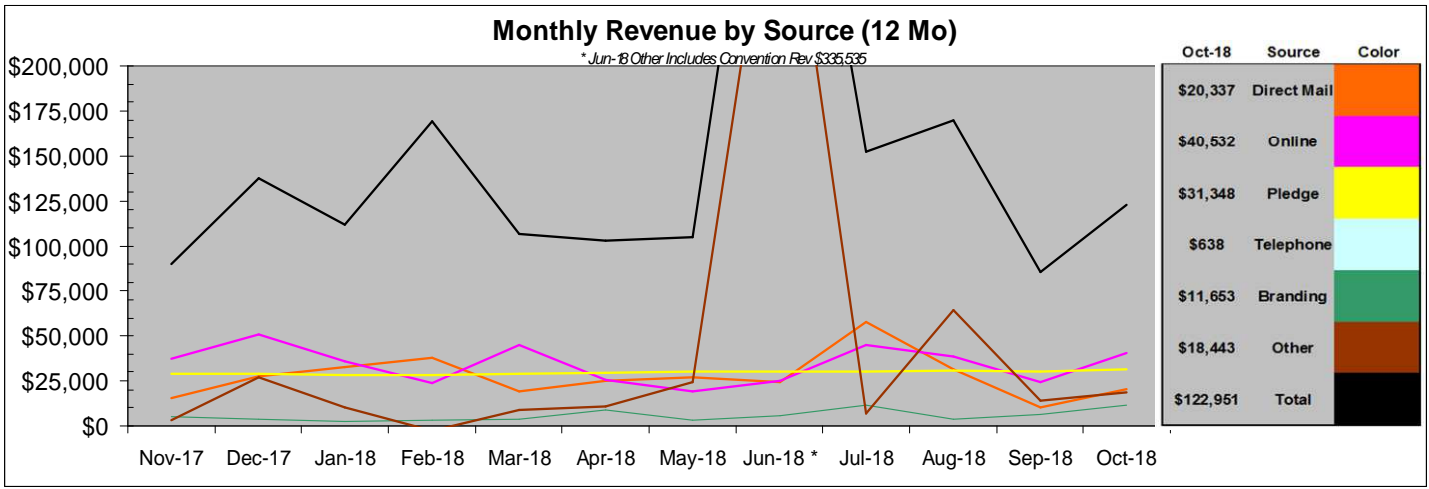
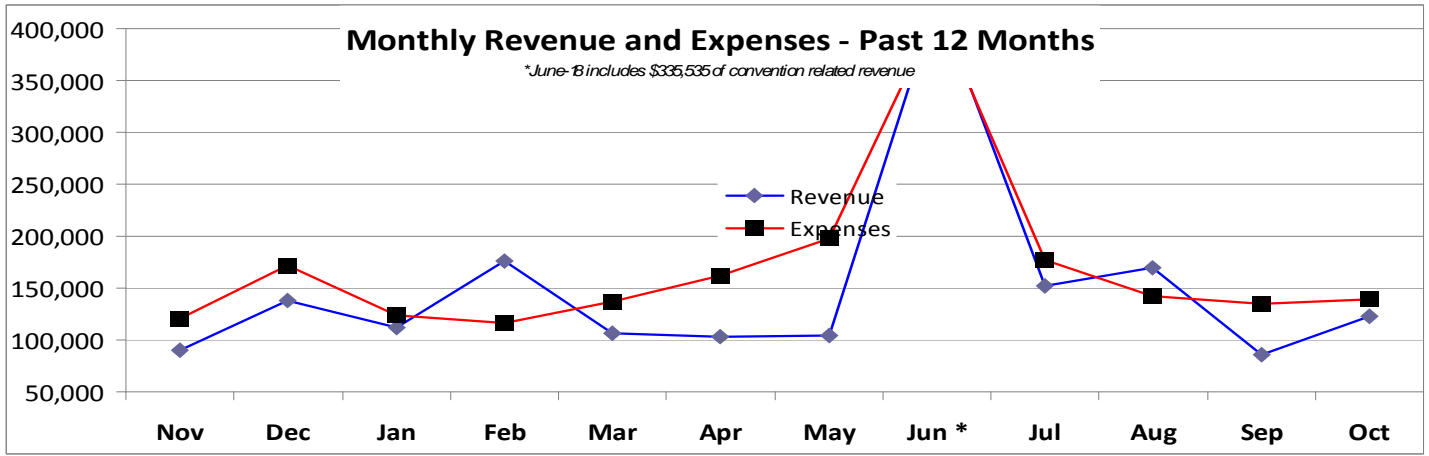
Page 12 - Cash Flow Report

Page 13 – Related Party Contributions and Disbursements

Page 13 – Chair’s Discretionary Disbursements

## End of Month Reports – Charts

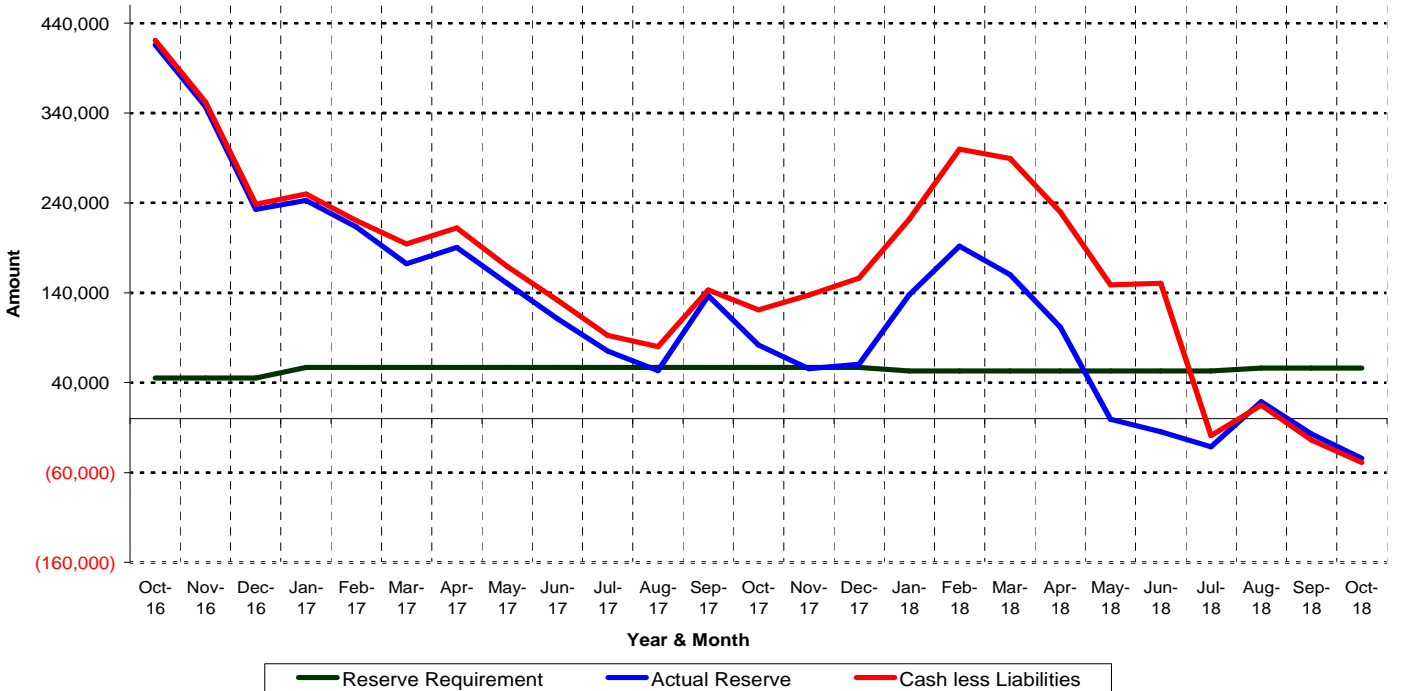




### Reserve Adequacy Trend & Cash Less Liabilities (24 Months)

**2018 Resv Target = \$56,225 - Curr Month Resv = (\$44,282) - Curr Month C-L = (\$48,532)**

*Reserve Requirement = sum of monthly occupancy, labor & governance expenses*  
*Actual Reserve = total cash less the sum of restricted funds & accounts payable at month end*  
*Cash less Liabilities = cash less the sum of capital liabilities & accounts payable*



## End of Month Reports – Financial Summary

### Statement of Operations Summary

Last Month & YTD

	Total Oct 18	2018 YTD	2018 Budget Year to Date	Actual vs. Budget YTD	Total Annual Budget 2018	2018 Budget Remaining
Support and Revenue	122,951	1,568,680	1,631,833	(63,153)	1,900,200	331,520
Cost of Support and Revenue	23,924	619,913	684,917	(65,003)	765,900	145,987
Net Support Available for Programs	99,027	948,767	946,917	1,850	1,134,300	185,533
Program Expense	115,217	1,123,985	1,302,470	(178,485)	1,562,964	438,979
<b>Net Operating Surplus (or Deficit)</b>	<b>(16,190)</b>	<b>(175,218)</b>	<b>(355,553)</b>	<b>180,335</b>	<b>(428,664)</b>	<b>(253,446)</b>

### P&L Acct Summary Last Month Plus YTD

January through October 2018

	Jan 18	Feb 18	Mar 18	Apr 18	May 18	Jun 18	Jul 18	Aug 18	Sep 18	Oct 18	TOTAL
<b>Revenue</b>											
4000 - General Fundraising	107,814	169,453	96,520	85,782	100,808	84,059	136,647	138,693	65,232	92,855	1,077,863
4100 - Project Revenue	360	20	35	0	0	2,000	0	0	0	4,015	6,430
4200 - Events and Conventions	0	0	0	7,655	0	344,035	0	0	0	4,920	356,610
4300 - Program Revenue	3,443	3,835	10,313	9,364	3,833	5,876	15,869	31,006	20,156	21,161	124,856
4400 - Trf fr Auth. FEC Comm - PACS	0	2,333	0	0	0	0	0	0	0	0	2,333
4600 - Refunds of Contributions	0	(15)	(25)	0	0	0	0	0	(250)	0	(290)
4700 - Other Receipts	0	0	208	0	0	276	0	0	394	0	878
<b>Gross Revenue</b>	<b>111,617</b>	<b>175,626</b>	<b>107,051</b>	<b>102,801</b>	<b>104,641</b>	<b>436,246</b>	<b>152,516</b>	<b>169,699</b>	<b>85,532</b>	<b>122,951</b>	<b>1,568,680</b>
<b>Expense</b>											
7000 - General Fundraising Expense	33,117	32,486	45,433	51,426	50,269	33,816	30,555	25,473	35,473	25,560	363,608
7100 - Project-Related Expenses	49	137	445	669	0	0	0	0	0	0	1,300
7200 - Events and Conventions Exp	296	503	1,622	1,732	1,228	288,432	4,315	1,368	656	2,233	302,385
7300 - Program-Related Expenses	49,575	36,626	40,248	55,960	98,982	60,058	89,311	67,705	47,028	53,795	599,288
8000 - Salary & Related Expense	17,888	16,895	18,309	18,607	19,138	15,628	19,380	22,393	22,596	25,859	196,693
8100 - Admin & Overhead Expense	13,459	16,227	23,210	25,569	19,494	13,716	10,421	17,200	20,882	21,647	181,825
8200 - Professional Services	1,432	11,000	6,000	6,225	6,170	6,000	21,500	6,000	6,000	8,000	78,327
8300 - Depreciation Expense	1,984	1,984	1,984	1,984	1,984	2,364	2,047	2,047	2,047	2,047	20,472
<b>Total Expense</b>	<b>117,800</b>	<b>115,858</b>	<b>137,251</b>	<b>162,172</b>	<b>197,265</b>	<b>420,014</b>	<b>177,529</b>	<b>142,186</b>	<b>134,682</b>	<b>139,141</b>	<b>1,743,898</b>
<b>Net Revenue or Loss</b>	<b>(6,183)</b>	<b>59,768</b>	<b>(30,200)</b>	<b>(59,371)</b>	<b>(92,624)</b>	<b>16,232</b>	<b>(25,013)</b>	<b>27,513</b>	<b>(49,150)</b>	<b>(16,190)</b>	<b>(175,218)</b>

### Balance Sheet Summary - Current vs Prior Month

	Oct 31, 18	Sep 30, 18	\$ Change	% Change
<b>ASSETS</b>				
<b>Current Assets</b>				
Total Checking/Savings	28,558.38	47,823.43	(19,265.05)	-40.28%
Total Other Current Assets	77,733.85	79,663.85	(1,930.00)	-2.42%
<b>Total Current Assets</b>	<b>106,292.23</b>	<b>127,487.28</b>	<b>(21,195.05)</b>	<b>-16.63%</b>
<b>Total Fixed Assets</b>	<b>819,026.52</b>	<b>821,073.67</b>	<b>(2,047.15)</b>	<b>-0.25%</b>
<b>Total Non Current - Other</b>	<b>72,604.38</b>	<b>72,604.38</b>	<b>0.00</b>	<b>0.00%</b>
<b>TOTAL ASSETS</b>	<b>997,923.13</b>	<b>1,021,165.33</b>	<b>(23,242.20)</b>	<b>-2.28%</b>
<b>LIABILITIES &amp; EQUITY</b>				
<b>Liabilities</b>				
Total Current Liabilities	115,190.55	121,152.18	(5,961.63)	-4.92%
Total Long Term Liabilities	222,747.74	223,838.68	(1,090.94)	-0.49%
<b>Total Liabilities</b>	<b>337,938.29</b>	<b>344,990.86</b>	<b>(7,052.57)</b>	<b>-2.04%</b>
<b>Total Equity</b>	<b>659,984.84</b>	<b>676,174.47</b>	<b>(16,189.63)</b>	<b>-2.39%</b>
<b>TOTAL LIABILITIES &amp; EQUITY</b>	<b>997,923.13</b>	<b>1,021,165.33</b>	<b>(23,242.20)</b>	<b>-2.28%</b>

**Standard Statement of Operations - Jan-Dec 2018**  
**Budget vs. Actual**

	Un- restricted Oct18	Temp. Restricted	Total Oct 18	Total Jan- Dec 18	Budget Year to Date	Actual vs. Budget YTD	Annual Budget 2018 *	2018 Budget Remaining
<b>Support and Revenue</b>								
20-Membership Dues	52,467		52,467	509,464	458,833	50,631	550,600	41,136
21-Donations	13,960		13,960	264,375	189,000	75,375	226,800	(37,575)
22-Recurring Gifts	31,348		31,348	298,155	386,167	(88,012)	463,400	165,245
23-Board/ED Solicitation MajorGifts	0		0	38,912	50,000	(11,088)	60,000	21,088
24-Convention Revenue	0		0	280,892	290,000	(9,108)	290,000	9,108
25-Project Program Revenue	9,303	4,015	13,318	71,379	19,833	51,545	23,800	(47,579)
26-Brand Dev / Political Materials	11,653		11,653	59,702	104,167	(44,465)	125,000	65,298
27-Ballot Access & Related Donations	0		0	44,718	127,667	(82,949)	153,200	108,482
28-Membership Communication	205		205	205	6,167	(5,962)	7,400	7,195
29-Other Revenue	0		0	878	0	878	0	(878)
<b>Total Support and Revenue</b>	<b>118,936</b>	<b>4,015</b>	<b>122,951</b>	<b>1,568,680</b>	<b>1,631,833</b>	<b>(63,153)</b>	<b>1,900,200</b>	<b>331,520</b>
<b>Cost of Support and Revenue</b>								
32-Fundraising Costs	10,450		10,450	133,307	157,000	(23,693)	188,400	55,093
33-Membership Fundraising Costs	13,474		13,474	198,210	238,250	(40,040)	285,900	87,690
35-Convention	0		0	279,546	280,000	(454)	280,000	454
36-Ballot Access Fundraising Exp	0		0	8,789	9,667	(877)	11,600	2,811
37-Building Fundraising Exp	0		0	60	0	60	0	(60)
<b>Total Cost of Support and Revenue</b>	<b>23,924</b>	<b>0</b>	<b>23,924</b>	<b>619,913</b>	<b>684,917</b>	<b>(65,003)</b>	<b>765,900</b>	<b>145,987</b>
<b>Net Support Available for Programs</b>	<b>95,012</b>	<b>4,015</b>	<b>99,027</b>	<b>948,767</b>	<b>946,917</b>	<b>1,850</b>	<b>1,134,300</b>	<b>185,533</b>
<b>Program Expense</b>								
40-Administrative Costs	29,694		29,694	278,191	298,303	(20,112)	357,964	79,773
45-Compensation	55,183		55,183	441,096	446,333	(5,237)	535,600	94,504
50-Affiliate Support	2,739		2,739	60,239	91,667	(31,428)	110,000	49,761
55-Brand Dev / Political Materials	2,973		2,973	47,712	104,167	(56,454)	125,000	77,288
58-Campus Outreach	0		0	0	0	0	0	0
60-Candidate, Campaign & Initiatives	20,580		20,580	80,051	77,667	2,384	93,200	13,149
70-Ballot Access VR & Related Exp	0		0	148,173	179,667	(31,494)	215,600	67,428
75-Litigation	2,000		2,000	2,889	5,000	(2,111)	6,000	3,111
80-Media	2,048		2,048	21,596	42,500	(20,904)	51,000	29,404
85-Member Communication	0		0	30,800	45,500	(14,700)	54,600	23,800
88-Outreach	0		0	8,361	7,500	861	9,000	639
90-Project Program Other	0	0	0	4,877	4,167	711	5,000	123
<b>Total Program Expense</b>	<b>115,217</b>	<b>0</b>	<b>115,217</b>	<b>1,123,985</b>	<b>1,302,470</b>	<b>(178,485)</b>	<b>1,562,964</b>	<b>438,979</b>
<b>Total Net Operating Surplus (or Deficit)</b>	<b>(20,205)</b>	<b>4,015</b>	<b>(16,190)</b>	<b>(175,218)</b>	<b>(355,553)</b>	<b>180,335</b>	<b>(428,664)</b>	<b>(253,446)</b>
<b>Unrestricted Net Operating Surplus (or Deficit)</b>			<b>(20,205)</b>	<b>(191,940)</b>			<b>(354,264)</b>	

\* Budget adjusted for amendments made at April & June board meetings plus Aug email votes.

## Statement of Operations - 2018 v. 2016 Comparison

	<u>Total Oct 18</u>	<u>Oct-16</u>	<u>Diff 18 v 16</u>	<u>Jan - Dec 18</u>	<u>Jan - Dec 16</u>	<u>Diff 18 v 16</u>
<b>Support and Revenue</b>						
20-Membership Dues	52,467	45,395	7,072	509,464	722,209	-212,745
21-Donations	13,960	40,428	-26,468	264,375	659,378	-395,002
22-Recurring Gifts	31,348	31,785	-437	298,155	288,371	9,783
23-BoardSolicitation MajorGifts	0	0	0	38,912	0	38,912
24-Convention Revenue	0	0	0	280,892	291,294	-10,402
25-Project Program Revenue	13,318	100	13,218	71,379	15,510	55,869
26-Brand Dev / Pol Materials Rev	11,653	37,862	-26,209	59,702	305,132	-245,430
27-BallotAccess Donations	0	500	-500	44,718	149,769	-105,051
28-Publications Materials Other	205	4,336	-4,131	205	14,376	-14,171
29-Other Revenue	0	0	0	878	412	466
<b>Total Support and Revenue</b>	<u>122,951</u>	<u>160,406</u>	<u>-37,454</u>	<u>1,568,680</u>	<u>2,446,451</u>	<u>-877,771</u>
<b>Cost of Support and Revenue</b>						
32-Fundraising Costs	10,450	17,971	-7,521	133,307	174,069	-40,761
33-Membership Fundraising Costs	13,474	7,383	6,091	198,210	102,499	95,711
35-Convention	0	0	0	279,546	218,607	60,939
36-Ballot Access Fundraising Exp	0	0	0	8,789	5,830	2,960
37-Building Fundraising Exp	0	0	0	60	0	60
<b>Total Cost of Support and Revenue</b>	<u>23,924</u>	<u>25,354</u>	<u>-1,430</u>	<u>619,913</u>	<u>501,005</u>	<u>118,909</u>
<b>Net Support Available for Programs</b>	99,027	135,052	-36,025	948,767	1,945,447	-996,680
<b>Program Expense</b>						
40-Administrative Costs	29,694	56,115	-26,421	278,191	295,531	-17,339
45-Compensation	55,183	41,703	13,479	441,096	405,883	35,213
50-Affiliate Support	2,739	3,520	-781	60,239	35,726	24,513
55-Brand Dev / Pol Materials	2,973	32,415	-29,442	47,712	359,289	-311,577
58-Campus Outreach	0	0	0	0	0	0
60-Candidate, Campaign & Initiatives	20,580	20,000	580	80,051	34,426	45,625
70-BallotAccess Petitioning Related Exp	0	0	0	148,173	392,592	-244,419
75-Litigation	2,000	6,400	-4,400	2,889	6,841	-3,953
80-Media	2,048	1,416	632	21,596	3,909	17,687
85-Member Communication	0	13,644	-13,644	30,800	55,348	-24,548
88-Outreach	0	0	0	8,361	5,669	2,692
90-Project Program Other	0	0	0	4,877	0	4,877
<b>Total Program Expense</b>	<u>115,217</u>	<u>175,213</u>	<u>-59,996</u>	<u>1,123,985</u>	<u>1,595,214</u>	<u>-471,229</u>
<b>Net Operating Surplus (or Deficit)</b>	<u>-16,190</u>	<u>-40,161</u>	<u>23,972</u>	<u>-175,218</u>	<u>350,233</u>	<u>-525,450</u>

**P&L Acct Detail w-Funct Alloc of Exps Last Month Plus YTD**  
**January through October 2018**

	<u>Oct 18</u>	<u>TOTAL</u>
<b>Revenue</b>		
<b>4000 · General Fundraising</b>		
<b>4010 · Direct Mail Fundraising</b>		
4010-10 · DM - House Fundraising General	768.02	67,380.92
4010-11 · DM - House Fundraising Renewal	100.00	9,874.00
4010-12 · DM - House Fundraising NewDonor	0.00	335.00
4010-20 · DM - Donor Renewal	19,037.42	187,240.84
4010-30 · DM - New Donor Prospecting	432.00	22,090.00
<b>Total 4010 · Direct Mail Fundraising</b>	<u>20,337.44</u>	<u>286,920.76</u>
<b>4020 · Direct Solicitation Major Donor</b>		
4020-10 · Board Solicitation	0.00	4,512.00
4020-20 · Chair Solicitation	0.00	34,400.00
<b>Total 4020 · Direct Solicitation Major Donor</b>	<u>0.00</u>	<u>38,912.00</u>
<b>4030 · Online Contributions - Web</b>		
4030-10 · Online Cont - General	8,238.68	41,014.33
4030-20 · Online Cont - Donor Renewal	21,793.00	186,861.66
4030-30 · Online Cont - New Donor Prosp	10,500.00	94,712.76
<b>Total 4030 · Online Contributions - Web</b>	<u>40,531.68</u>	<u>322,588.75</u>
<b>4040 · Tele Fundraising - Phone Bank</b>		
4040-10 · Tele Fund - General	33.00	78,219.11
4040-20 · Tele Fund - Donor Renewal	605.00	8,350.00
<b>Total 4040 · Tele Fundraising - Phone Bank</b>	<u>638.00</u>	<u>86,569.11</u>
4080 · Recurring Contrib - Pledge	31,348.18	298,154.73
4090 · Ballot Access / Voter Reg	0.00	44,717.76
<b>Total 4000 · General Fundraising</b>	<u>92,855.30</u>	<u>1,077,863.11</u>
<b>4100 · Project Revenue</b>		
4108 · Building Fund	4,015.00	6,420.00
4111 · Legal Offense Fund	0.00	10.00
<b>Total 4100 · Project Revenue</b>	<u>4,015.00</u>	<u>6,430.00</u>
<b>4200 · Events and Conventions</b>		
4200-10 · Convention Revenue	0.00	280,892.00
4200-20 · Conv Fundraising - Unrestricted	0.00	63,143.00
4200-30 · Other Events	4,920.00	12,575.00
<b>Total 4200 · Events and Conventions</b>	<u>4,920.00</u>	<u>356,610.00</u>
<b>4300 · Program Revenue</b>		
4310 · Affiliate Development	1,101.00	45,771.00
4340 · LP News	205.00	205.00
<b>4360 · Campaign Support &amp; Initiatives</b>		
4360-40 · Campaign/Candidate Support	7,202.00	16,034.92
<b>Total 4360 · Campaign Support &amp; Initiatives</b>	<u>7,202.00</u>	<u>16,034.92</u>
4375 · Brand / Political Materials	11,652.86	59,701.73
4395 · LPedia Historical Preservation	1,000.00	3,142.76
<b>Total 4300 · Program Revenue</b>	<u>21,160.86</u>	<u>124,855.41</u>
4400 · Trf fr Auth. FEC Com m - PACS	0.00	2,333.01
4600 · Refunds of Contributions	0.00	(290.00)
<b>4700 · Other Receipts</b>		
4710 · Interest & Dividends	0.00	878.48
<b>Total 4700 · Other Receipts</b>	<u>0.00</u>	<u>878.48</u>
<b>Total Revenue</b>	<u>122,951.16</u>	<u>1,568,680.01</u>

Expense	<u>Oct 18</u>	<u>TO TAL</u>
<b>7000 · General Fundraising Expense</b>		
<b>7010 · Direct Mail Fundraising Exp</b>		
7010-10 · DM - House General Expense	2,954.79	66,272.79
7010-20 · DM - Donor Renewal Expense	9,086.84	121,408.53
7010-30 · DM - New Donor Prospecting Exp	1,616.02	39,713.11
<b>Total 7010 · Direct Mail Fundraising Exp</b>	<u>13,657.65</u>	<u>227,394.43</u>
<b>7030 · Online Contributions Exp - Web</b>		
7030-10 · Online Cont Exp - General	0.00	170.00
7030-20 · Online Cont Exp - Donor Renewal	19.99	1,421.92
7030-30 · Online Cont Exp - New Donor	24.49	14,468.68
<b>Total 7030 · Online Contributions Exp - Web</b>	<u>44.48</u>	<u>16,060.60</u>
<b>7040 · Tele Fundraising Expense</b>		
7040-20 · Tele Fund Exp - Donor Renewal	2,727.00	21,088.00
<b>Total 7040 · Tele Fundraising Expense</b>	<u>2,727.00</u>	<u>21,088.00</u>
<b>7080 · Recurring Contrib - Pledge</b>	2,112.56	21,206.11
<b>7085 · Building Fund Fundraising Exp</b>	0.00	59.98
<b>7090 · Ballot Access Fundraising Exp</b>	0.00	8,789.48
<b>7095 · Credit Card Prc Fees</b>	3,197.23	35,000.06
<b>7099 · Gen Fundraising Staff Salary</b>	3,820.65	34,009.07
<b>Total 7000 · General Fundraising Expense</b>	<u>25,559.57</u>	<u>363,607.73</u>
<b>7100 · Project-Related Expenses</b>		
<b>7106 · Campus Outreach Project</b>		
7106-20 · Campus Outreach Staff Salary	0.00	631.43
<b>Total 7106 · Campus Outreach Project</b>	<u>0.00</u>	<u>631.43</u>
<b>7111 · Legal Offense Fund</b>	0.00	669.11
<b>Total 7100 · Project-Related Expenses</b>	<u>0.00</u>	<u>1,300.54</u>
<b>7200 · Events and Conventions Exp</b>		
7200-10 · Convention Expenses - General	0.00	137,294.50
7200-15 · Convention Expense - Travel/F&B	0.00	142,251.67
7200-20 · Convention Fundraising Expense	0.00	4,761.92
7200-30 · Other Events	2,185.19	6,006.43
7200-40 · Events & Conv Staff Salary	47.76	12,071.26
<b>Total 7200 · Events and Conventions Exp</b>	<u>2,232.95</u>	<u>302,385.78</u>
<b>7300 · Program-Related Expenses</b>		
<b>7310 · Affiliate Support</b>		
7310-10 · Affiliate Development & Support	2,739.00	60,239.13
7310-20 · Affiliate Support Staff Salary	429.82	4,586.22
<b>Total 7310 · Affiliate Support</b>	<u>3,168.82</u>	<u>64,825.35</u>
<b>7320 · Outreach - PR &amp; Marketing</b>		
7320-10 · Outreach PR & Marketing General	0.00	8,360.74
7320-20 · Outreach PR Mrktng Staff Salary	3,008.76	15,470.88
<b>Total 7320 · Outreach - PR &amp; Marketing</b>	<u>3,008.76</u>	<u>23,831.62</u>
<b>7330 · Media Relations</b>		
7330-10 · Media Relations General	2,047.78	21,595.95
7330-20 · Media Relations Staff Salary	238.79	1,159.34
<b>Total 7330 · Media Relations</b>	<u>2,286.57</u>	<u>22,755.29</u>
<b>7340 · Membership Communications</b>		
7340-10 · LP News	0.00	30,800.48
7340-20 · Mem Comm & Support Staff Salary	13,706.55	106,473.20
<b>Total 7340 · Membership Communications</b>	<u>13,706.55</u>	<u>137,273.68</u>
<b>7360 · Campaign Support &amp; Initiatives</b>		
7360-40 · Campaign/Candidate Support	20,580.16	80,050.76
7360-60 · Camp/Cand Support -Staff Salary	6,972.68	51,798.52
<b>Total 7360 · Campaign Support &amp; Initiatives</b>	<u>27,552.84</u>	<u>131,849.28</u>



	<u>Oct 18</u>	<u>TOTAL</u>
<b>7375 · Brand Development</b>		
7375-10 · Brand / Political Materials	2,973.10	47,712.32
7375-20 · Brand Development Staff Salary	1,050.68	9,494.01
<b>Total 7375 · Brand Development</b>	<u>4,023.78</u>	<u>57,206.33</u>
<b>7380 · Ballot Access - Other Related</b>		
7380-10 · Ballot Access Petitioning Exp.	0.00	148,122.50
7380-30 · Ballot Access Legal	0.00	555.20
7380-40 · Ballot Access Lobbying	0.00	50.00
7380-60 · B/A & Petitioning Staff Salary	47.76	8,611.31
<b>Total 7380 · Ballot Access - Other Related</b>	<u>47.76</u>	<u>157,339.01</u>
<b>7395 · LPedia Historical Preservation</b>	<u>0.00</u>	<u>4,208.19</u>
<b>Total 7300 · Program-Related Expenses</b>	<u>53,795.08</u>	<u>599,288.75</u>
<b>8000 · Salary &amp; Related Expense</b>		
8005 · Salary Bonus Sick & Vac (Admn)	10,920.75	83,392.94
8010 · Hourly Wages (Admin Portion)	2,938.08	18,276.26
8015 · Contract & Paid Internships	5,138.38	31,432.75
8020 · Employer Cont to P/R Tax	4,298.15	24,993.69
8030 · Employer Cont to 401K & Adm	1,094.88	10,067.74
8040 · Fed & State Unemployment	(243.00)	621.20
8060 · Health Insurance	1,671.36	25,044.32
8065 · Workers Comp Insurance	(229.00)	734.00
8070 · Other Bens, Gdwill & Training	62.96	62.96
8080 · Payroll Service Fees	206.73	2,066.04
<b>Total 8000 · Salary &amp; Related Expense</b>	<u>25,859.29</u>	<u>196,691.90</u>
<b>8100 · Admin &amp; Overhead Expense</b>		
8110 · Ofc Supplies & Non Cap Equipt	885.71	7,212.05
8120 · Telephone & Data Services	1,293.62	12,175.94
8125 · Equipment Leases & Maint.	973.93	7,103.57
8130 · Postage & Shipping	1,248.09	7,990.91
8140 · Travel, Meeting, & Meals Exp	5,353.08	22,109.53
8160 · Insurance - D/O Cyber - Other	0.00	7,758.00
<b>8170 · Occupancy Expenses</b>		
8170-10 · Mortgage Interest Expense	1,809.27	10,223.97
8170-20 · Utilities Expense	529.84	5,073.10
8170-30 · Property Taxes, Fees & Permits	787.67	7,876.77
8170-40 · Maintenance, Cleaning & Repairs	1,511.27	13,029.97
8170-50 · Property / GL Insurance	0.00	1,026.26
8170-60 · Assc Fees, Rent & Storage	569.39	5,693.90
<b>Total 8170 · Occupancy Expenses</b>	<u>5,207.44</u>	<u>42,923.97</u>
8180 · Printing & Copying	229.48	2,486.09
8190 · Software, Hardware & Other IT	5,311.12	64,500.39
8195 · Other Expenses & Bank Fees	1,144.28	7,564.17
<b>Total 8100 · Admin &amp; Overhead Expense</b>	<u>21,646.75</u>	<u>181,824.62</u>
<b>8200 · Professional Services</b>		
<b>8210 · Legal</b>		
8210-10 · Legal - General	4,500.00	45,395.00
8210-20 · Legal - Proactive	2,000.00	2,333.33
8210-30 · Litigation-Lobbying Staff Salary	0.00	98.78
<b>Total 8210 · Legal</b>	<u>6,500.00</u>	<u>47,827.11</u>
8220 · Accounting	0.00	15,500.00
8230 · FEC Filing & Consulting	1,500.00	15,000.00
<b>Total 8200 · Professional Services</b>	<u>8,000.00</u>	<u>78,327.11</u>
<b>8300 · Depreciation Expense</b>	<u>2,047.15</u>	<u>20,471.48</u>
<b>Total Expense</b>	<u>139,140.79</u>	<u>1,743,897.91</u>
<b>Net Revenue or Loss</b>	<u>(16,189.63)</u>	<u>(175,217.90)</u>

## Balance Sheet Current vs Prior Month

As of October 31, 2018

	Oct 31, 18	Sep 30, 18	\$ Change	% Change
<b>ASSETS</b>				
<b>Current Assets</b>				
<b>Checking/Savings</b>				
<b>11 - Cash</b>				
111U - PNC Check Acct 1 (Unrestricted)	10,550.56	15,912.29	(5,361.73)	(33.7%)
112U - BBT Check Acct 1 (Unrestricted)	6,823.27	26,991.59	(20,168.32)	(74.72%)
113R - PNC Check Acct 2 (Restricted)	5,055.41	2,805.41	2,250.00	80.2%
114R - BBT Chck Acct 2 (Restricted BF)	6,129.14	2,114.14	4,015.00	189.91%
<b>Total 11 - Cash</b>	<b>28,558.38</b>	<b>47,823.43</b>	<b>(19,265.05)</b>	<b>(40.28%)</b>
<b>Total Checking/Savings</b>	<b>28,558.38</b>	<b>47,823.43</b>	<b>(19,265.05)</b>	<b>(40.28%)</b>
<b>Other Current Assets</b>				
<b>13 - Other Current Collectables</b>				
130 - Bequests Expected - Current	68,800.00	68,800.00	0.00	0.0%
<b>Total 13 - Other Current Collectables</b>	<b>68,800.00</b>	<b>68,800.00</b>	<b>0.00</b>	<b>0.0%</b>
<b>16 - Prepaid Expenses</b>				
<b>161 - Bulk Mail Account</b>				
161-10 - Prepaid Bulk Mail VA	1,141.67	1,141.67	0.00	0.0%
<b>Total 161 - Bulk Mail Account</b>	<b>1,141.67</b>	<b>1,141.67</b>	<b>0.00</b>	<b>0.0%</b>
165 - Prepaid Licenses	3,861.99	5,791.99	(1,930.00)	(33.32%)
166 - Prepaid Insurance	3,930.19	3,930.19	0.00	0.0%
<b>Total 16 - Prepaid Expenses</b>	<b>8,933.85</b>	<b>10,863.85</b>	<b>(1,930.00)</b>	<b>(17.77%)</b>
<b>Total Other Current Assets</b>	<b>77,733.85</b>	<b>79,663.85</b>	<b>(1,930.00)</b>	<b>(2.42%)</b>
<b>Total Current Assets</b>	<b>106,292.23</b>	<b>127,487.28</b>	<b>(21,195.05)</b>	<b>(16.63%)</b>
<b>Fixed Assets</b>				
<b>17 - Fixed Assets</b>				
172 - Furniture & Fixtures	25,878.73	25,878.73	0.00	0.0%
173 - Office Equipment	4,365.98	4,365.98	0.00	0.0%
174 - Computer Hardware	24,301.26	24,301.26	0.00	0.0%
175 - Computer Software	84,645.15	84,645.15	0.00	0.0%
176 - Capital Lease Assets	32,961.61	32,961.61	0.00	0.0%
<b>177 - Office Building</b>				
177-10 - Physical Structure	477,119.00	477,119.00	0.00	0.0%
177-20 - Land	347,881.00	347,881.00	0.00	0.0%
<b>Total 177 - Office Building</b>	<b>825,000.00</b>	<b>825,000.00</b>	<b>0.00</b>	<b>0.0%</b>
178 - Ofc Imprmnt Acq & Capt Expense	51,451.11	51,451.11	0.00	0.0%
179 - Accumulated Depreciation	(229,577.32)	(227,530.17)	(2,047.15)	(0.9%)
<b>Total 17 - Fixed Assets</b>	<b>819,026.52</b>	<b>821,073.67</b>	<b>(2,047.15)</b>	<b>(0.25%)</b>
<b>Total Fixed Assets</b>	<b>819,026.52</b>	<b>821,073.67</b>	<b>(2,047.15)</b>	<b>(0.25%)</b>
<b>Other Assets</b>				
<b>18 - Non Current Collectables</b>				
180 - Bequests Expected - Non Current	72,604.38	72,604.38	0.00	0.0%
<b>Total 18 - Non Current Collectables</b>	<b>72,604.38</b>	<b>72,604.38</b>	<b>0.00</b>	<b>0.0%</b>
<b>Total Other Assets</b>	<b>72,604.38</b>	<b>72,604.38</b>	<b>0.00</b>	<b>0.0%</b>
<b>TOTAL ASSETS</b>	<b>997,923.13</b>	<b>1,021,165.33</b>	<b>(23,242.20)</b>	<b>(2.28%)</b>

LIABILITIES & EQUITY	Oct 31, 18	Sep 30, 18	\$ Change	% Change
<b>Liabilities</b>				
<b>Current Liabilities</b>				
<b>Accounts Payable</b>				
21 - Accounts Payable	77,089.87	71,843.62	5,246.25	7.3%
<b>Total Accounts Payable</b>	77,089.87	71,843.62	5,246.25	7.3%
<b>Other Current Liabilities</b>				
<b>24 - Accrued Expenses</b>				
241 - Accrued Payroll	7,706.00	21,051.55	(13,345.55)	(63.4%)
242 - Accrued Vacation	23,994.00	24,894.00	(900.00)	(3.62%)
245 - Accrued Real Estate Tax	3,150.68	2,363.01	787.67	33.33%
<b>Total 24 - Accrued Expenses</b>	34,850.68	48,308.56	(13,457.88)	(27.86%)
<b>27 - Deferred Liabilities</b>				
272 - Deferred Convention Revenue	3,250.00	1,000.00	2,250.00	225.0%
<b>Total 27 - Deferred Liabilities</b>	3,250.00	1,000.00	2,250.00	225.0%
<b>Total Other Current Liabilities</b>	38,100.68	49,308.56	(11,207.88)	(22.73%)
<b>Total Current Liabilities</b>	115,190.55	121,152.18	(5,961.63)	(4.92%)
<b>Long Term Liabilities</b>				
<b>28 - Long Term Liabilities</b>				
281 - Capital Lease - Postage Machine	1,755.69	1,755.69	0.00	0.0%
282 - Capital Lease - Copier	8,942.32	8,942.32	0.00	0.0%
<b>Total 28 - Long Term Liabilities</b>	10,698.01	10,698.01	0.00	0.0%
29 - Loans & Mortgages (Principal)	212,049.73	213,140.67	(1,090.94)	(0.51%)
<b>Total Long Term Liabilities</b>	222,747.74	223,838.68	(1,090.94)	(0.49%)
<b>Total Liabilities</b>	337,938.29	344,990.86	(7,052.57)	(2.04%)
<b>Equity</b>				
31 - General Operating	827,268.19	831,283.19	(4,015.00)	(0.48%)
<b>32 - Temp. Restricted Balances</b>				
3204 - Fund - Campus	1,805.41	1,805.41	0.00	0.0%
3210 - Fund - Building	6,129.14	2,114.14	4,015.00	189.91%
<b>Total 32 - Temp. Restricted Balances</b>	7,934.55	3,919.55	4,015.00	102.44%
<b>Net Revenue</b>	(175,217.90)	(159,028.27)	(16,189.63)	(10.18%)
<b>Total Equity</b>	659,984.84	676,174.47	(16,189.63)	(2.39%)
<b>TOTAL LIABILITIES &amp; EQUITY</b>	<b>997,923.13</b>	<b>1,021,165.33</b>	<b>(23,242.20)</b>	<b>(2.28%)</b>

# Statement of Cash Flows

October 2018

	Oct 18	Jan - Oct 18
<b>OPERATING ACTIVITIES</b>		
Net Revenue	(16,189.63)	(175,217.90)
Adjustments to reconcile Net Income to net cash provided by operations:		
161-10 · Prepaid Bulk Mail VA	0.00	(67.06)
161-20 · Prepaid Bulk Mail DC	0.00	505.56
165 · Prepaid Licenses	1,930.00	19,300.00
167-10 · Prepaid Convention General	0.00	5,331.02
167-15 · Prepaid Convention Travel/O	0.00	1,500.00
169 · Other Prepaid Expense	0.00	1,500.00
21 · Accounts Payable	5,246.25	76,951.85
241 · Accrued Payroll	(13,345.55)	(1,366.59)
242 · Accrued Vacation	(900.00)	2,820.00
244 · Other Accrued Expenses	0.00	(27,443.29)
245 · Accrued Real Estate Tax	787.67	3,150.68
272 · Deferred Convention Revenue	2,250.00	(98,478.00)
<b>Net cash provided by Operating Activities</b>	<b>(20,221.26)</b>	<b>(191,513.73)</b>
<b>INVESTING ACTIVITIES</b>		
174 · Computer Hardware	0.00	(1,499.99)
179 · Accumulated Depreciation	2,047.15	20,471.48
180 · Bequests Expected - Non Current	0.00	69,088.19
<b>Net cash provided by Investing Activities</b>	<b>2,047.15</b>	<b>88,059.68</b>
<b>FINANCING ACTIVITIES</b>		
29 · Loans & Mortgages (Principal)	(1,090.94)	(24,268.13)
31 · General Operating	(4,015.00)	(260.89)
3210 · Fund - Building	4,015.00	920.00
3213 · Fund - Legal Offense Fund	0.00	(659.11)
<b>Net cash provided by Financing Activities</b>	<b>(1,090.94)</b>	<b>(24,268.13)</b>
<b>Net cash increase for period</b>	<b>(19,265.05)</b>	<b>(127,722.18)</b>
<b>Cash at beginning of period</b>	<b>47,823.43</b>	<b>156,280.56</b>
<b>Cash at end of period</b>	<b>28,558.38</b>	<b>28,558.38</b>

**RELATED PARTY TRANSACTIONS AS OF: 10/31/18**

Related Party Donations	Mem Expires / BSM Expires	MTD Contributions	YTD Contributions	Lifetime Giving (Since 1990)	Liberty Pledge Club
Starchild ***	04/08/19 - 07/05/19	\$ -	\$ 25.00	\$ 3,365.00	
Erin Adams	Life Member	\$ 10.00	\$ 116.00	\$ 1,262.70	Yes
Phillip Anderson	09/19/19 - 11/01/19	\$ 15.00	\$ 184.00	\$ 284.00	Yes
Paul Bilyeu	Life Member	\$ 30.00	\$ 1,680.00	\$ 4,050.00	Yes
Whitney Bilyeu	Life Member	\$ 150.00	\$ 870.00	\$ 3,183.00	Yes
Ethan Bishop	n/a	\$ -	\$ -	\$ 15.00	
Joseph Bishop-Henchman	Life Member	\$ 25.00	\$ 2,529.00	\$ 5,213.50	Yes
Caleb Bowden	07/30/19 - 07/31/19	\$ -	\$ 25.00	\$ 25.00	
Criag R. Bowden	12/31/18 - 05/01/19	\$ -	\$ 472.00	\$ 866.00	Yes
Christopher Campbell	04/04/19 - 04/04/19	\$ -	\$ 164.00	\$ 189.00	
David Pratt Demarest ***	Life Member	\$ -	\$ 1,895.00	\$ 13,435.47	
Sam Goldstein	Life Member	\$ 150.00	\$ 1,200.00	\$ 7,094.45	Yes
Kevin Hagan *	10/12/19 - 10/12/19	\$ 25.00	\$ 25.00	\$ 333.00	
Timothy Hagan	Life Member	\$ 15.00	\$ 650.00	\$ 9,466.82	Yes
Caryn Ann Harlos	Life Member	\$ 50.00	\$ 375.00	\$ 4,203.09	
Wayne Harlos	09/29/18 - 12/05/18	\$ -	\$ -	\$ 1,199.00	
Daniel Hayes ***	Life Member	\$ -	\$ 2,900.00	\$ 13,500.00	
Jeffery Hewitt	Life Member	\$ -	\$ 709.00	\$ 2,808.00	
Susan Hogarth	12/31/18 - 09/01/19	\$ -	\$ 274.00	\$ 2,220.88	Yes
Joshua Katz ***	06/20/18 - 12/27/18	\$ -	\$ -	\$ 1,442.00	
James Lark	Life Member	\$ 15.00	\$ 650.00	\$ 77,962.30	Yes
Victoria Lee	01/05/19 - 05/23/19	\$ -	\$ 293.00	\$ 455.50	
Richard Longstreth	12/31/18 - 11/02/19	\$ 15.00	\$ 289.00	\$ 644.00	Yes
Jeffrey Lyons	Life Member	\$ -	\$ 1,654.00	\$ 1,704.00	Yes
Edward Marsh ***	Life Member	\$ -	\$ -	\$ 6,045.00	
Alicia Mattson	Life Member	\$ -	\$ -	\$ 4,310.00	
Alex Merced	Life Member	\$ 5.00	\$ 1,681.00	\$ 2,465.70	Yes
Dustin Nanna	07/06/19 - 07/06/19	\$ -	\$ 525.00	\$ 1,738.00	
Steven Nekhaila	Life Member	\$ 10.00	\$ 90.00	\$ 2,549.00	Yes
Steven Nielson **	03/31/18 - 03/31/18	\$ -	\$ -	\$ 100.00	
Justin O'Donnell	12/31/18 - 11/02/19	\$ 35.00	\$ 85.00	\$ 274.00	Yes
Kenneth B. Olsen	10/31/19 - 10/04/19	\$ 25.00	\$ 25.00	\$ 548.00	
Sean O'Toole ***	Life Member	\$ -	\$ 700.00	\$ 15,696.00	
John Phillips	06/30/19 - 07/10/19	\$ -	\$ 613.00	\$ 668.20	
William Redpath	Life Member	\$ 10.00	\$ 10.00	\$ 117,439.00	Yes
Frank Sarwark *	10/31/17 - 10/31/17	\$ -	\$ -	\$ 3,436.00	
Nicholas Sarwark	Life Member	\$ 120.00	\$ 893.00	\$ 6,032.00	Yes
Valerie Sarwark *	07/17/19 - 07/17/19	\$ -	\$ 50.00	\$ 482.00	
Steve Scheetz ***	Life Member	\$ -	\$ 484.00	\$ 2,408.00	
Joshua Smith	06/01/19 - 11/01/19	\$ 25.00	\$ 1,123.00	\$ 1,298.00	Yes
Aaron Starr *	Life Member	\$ -	\$ -	\$ 20,963.00	
Elizabeth Van Horn	08/22/19 - 08/22/19	\$ -	\$ 34.00	\$ 228.00	
Arvin Vohra ***	11/01/18 - 06/26/19	\$ -	\$ 209.00	\$ 1,552.00	
Total Contributions:		\$ 730.00	\$ 23,501.00	\$ 343,153.61	

\* Non LNC Member disclosed related party \*\* Thru 03/31/18 only \*\*\* Thru 06/30/18 only

Related Party Disbursements	Memo	MTD Disbursements	YTD Disbursements
Ms. Caryn Ann Harlos	Reimbursed Expense	\$ -	\$ 2,248.02
Illinois Libertarian Party	Ballot Access	\$ -	\$ 56,000.00
New York Libertarian Party Petitioning Co.	Ballot Access	\$ -	\$ 30,000.00
Connecticut Libertarian Party	Ballot Access	\$ -	\$ 10,000.00
Alicia Mattson	Reimbursed Expense	\$ -	\$ 1,086.04
Mr. Nicholas Sarwark	Reimbursed Expense	\$ 637.64	\$ 1,850.74
Total Disbursements:		\$ 637.64	\$ 101,184.80

**CHAIR'S DISCRETIONARY DISBURSEMENTS AS OF: 10/31/18**

Chair	Memo	MTD	YTD
Mr. Nicholas Sarwark	None yet	\$ -	\$ -